



# 2024 PRICE LIST

Effective January 1, 2024



**BAXTER PRODUCTS & INFORMATION**

GENERAL INFORMATION & PRODUCT INFORMATION

Contact Information and Website..... 4  
 Extended Warranty Contracts – Terms & Conditions.....7-8  
 Extended Warranty Contracts..... 9  
 Freight Claims Information..... 4  
 Shipping Information..... 4  
 Shipping Weights and Dimensions..... 10  
 Terms & Conditions of Sale ..... 4  
 Warranty & Return Goods Policy .....5-6

RACK OVENS

**MINI RACK OVENS**

Mini Rack Ovens – OV310 Series..... 11  
 Mini Rack Ovens – OV310 Series Bases & Accessories ..... 12  
 Mini Rack Ovens – OV320 Series ..... 13  
 Mini Rack Ovens – OV320 Series Bases & Accessories ..... 14

**RACK OVENS**

Rack Ovens (Single & Double) – OV500 Series..... 15  
 Rack Ovens (Single & Double) – OV520 Series..... 16

PROOFING CABINETS

Proofing Cabinets (Mini-Base) – MB300 Series .....17  
 Proofing Cabinets (One Wide) – PW1E & PW1S Series ..... 18  
 Proofing Cabinets (Two Wide) – PW2E & PW2S Series ..... 19  
 Proofing Cabinets (Three Wide) – PW3S Series ..... 20

RETARDING/PROOFING CABINETS

Retarding / Proofing Cabinets (One Wide) – RPW1S Series ..... 21  
 Retarding / Proofing Cabinets (Two Wide) – RPW2E & RPW2S Series .. 22

RACK CAPACITY CHARTS

Side and End Load Racks – Single Wide Units ..... 23  
 Side and End Load Racks – Double Wide Units ..... 24  
 Side and End Load Racks – Triple Wide Units..... 25

SPECIALTY

**INGREDIENT BINS (STAINLESS STEEL)**

Ingredient Bins (Stainless Steel) –  
 One, Two & Three Compartment..... 26

**WATER METERS**

Water Meters – WM600 Series..... 27

**OVEN RACKS**

Oven Racks – For All Single Rack Ovens ..... 28  
 Oven Racks – For All Double Rack Ovens ..... 29

This limited price catalog is for making a quick, accurate selection of the correct equipment and prices for orders and quotations. It includes data on the most popular equipment configurations and related accessories.

Refer to your Baxter catalog and spec sheets (available at [www.baxtermfg.com](http://www.baxtermfg.com)) when more detailed information is required. Please do not hesitate to call your local Baxter/Hobart representative or Customer Care Department if you need further help.

## QUOTATIONS

Written quotations are only valid in writing and for 30 days from the date of the quotation. All quotations are subject to change or withdrawal without prior notice to purchaser.

### REQUIREMENTS FOR PROCESSING QUOTES:

- 1) End User information (name, city, state, and zip code).
- 2) Machine specifics such as door hinging, voltages, direction of operation, and serial numbers for replacements, if available.
- 3) Complete Specs, drawings, consultant contact, and coversheet(s).

### TO ASSURE PROMPT HANDLING OF YOUR ORDER, INCLUDE COMPLETE DATA ON THE FOLLOWING:

Complete "Ship To" address, which must include a contact's name and phone number for delivery appointment.

"Want-date" indicating when the equipment is to be delivered to the ship-to-address.

End user's name and address (unless equipment is being ordered for display plan/stock plan dealership).

### PO REQUIREMENTS FOR PROCESSING ORDERS:

- 1) Your company information (logo) and individual placing the order.
- 2) Bill to information (if different).
- 3) Purchase order number.
- 4) Pay terms – If unknown please contact Kim Ellis in credit services for your terms.
- 5) If the Purchase Order is from a quotation, please reference the quote reference number and date of quote or attached a copy of the quotation.
- 6) Complete ship to address is with contact name and number if drop shipped.
- 7) Need by Date – This is the date you wish the order to arrive at your location.
- 8) End-user address to include Country of Final Destination if outside of the US (unless equipment is being ordered for display plan/stock plan dealership).
- 9) Freight terms.
- 10) Special marks or ship instructions.

- 11) Detail product information – Model number, voltage, special features, and accessories.
- 12) Promo number if applicable.
- 13) Agreed upon price if other than Dealer Net.
- 14) Identify your customer's type of business by assigning a Market Segment Model. This information will be very helpful in future product offerings and will not be shared with any outside companies.

### SPECIFICATION DATA REQUIRED:

For ALL Machines  
Model Number  
Electrical Spec  
Accessories

### ORDER ACCEPTANCE POLICY:

Baxter's acceptance of any purchase order containing any term, provision or condition which is inconsistent with any of the provisions herein shall be of no force and effect and shall not be binding upon ITW Food Equipment Group, LLC.

### FREIGHT CLAIMS INFORMATION:

#### AT TIME SHIPMENT IS RECEIVED:

- Observe entire shipment for visible damage and correct amount of pieces. Make notation of shortage or damage on all copies of the freight bill.
- Count and Sign for the number of pieces received.
- Unpack cartons immediately to check their contents for possible damage.
- Notify Customer Care at (800) 333-7447 of any damages.

#### CONCEALED DAMAGE, NOT VISIBLE AT TIME OF DELIVERY:

- Call the carrier's local terminal immediately to report (note time/date and who you spoke to).
- Carrier must be notified within 5 business days of receipt.
- Keep all original packaging materials for inspection.
- Do not move from delivery location, modify, or install equipment.
- Notify Customer Care at (800) 333-7447.

Unless customer has made third-party transportation arrangements, Baxter will initiate the carrier claims process once the damage has been assessed and any inspections completed.

### BAXTER SHIPPING INFORMATION:

All machine prices herein are F.O.B. shipping point, shipping charges prepaid and add.

For customer initiated reconsignment, a \$250 reconsignment fee is applicable for each shipment destination.

Customer responsible for shipping charges from US West Coast for Alaska and Hawaii. Always specify your forwarder to be used and give complete address of the forwarder.

Accessory only orders are F.O.B. shipping point, shipping charges prepaid and add.

State and local taxes are not included in the price.

### CONDITIONS FOR EXPORT:

#### PRICING

Baxter reserves the right to apply additional charges for equipment for specifications other than those stated in this price book. Please contact Export Customer Care at telephone (937) 332-2096 or fax (937) 332-2976 for details.

#### COUNTRY OF DESTINATION

Baxter reserves the right not to sell specific products for export if after-sales service cannot be provided in the country of destination. Please contact Export Customer Care at telephone (937) 332-2154 or fax (937) 332-2976 for details.

#### EXPORT CONTROL STATEMENT

ITW Food Equipment Group complies with all applicable U.S. export control laws and regulations, specifically including, but not limited to, the requirements of the Arms Export Control Act including the International Traffic in Arms Regulations (ITAR) and the Export Administration Regulations (EAR). All business with ITW Food Equipment Group must comply accordingly.

#### COMPLIANCE WITH LAW

Customer shall comply, and shall assist ITW FEG in its efforts to comply, with all statutes, laws, rules and regulations of the United States (federal and state) and any other countries which may be applicable to Customer, ITW FEG and/or the activities contemplated under this Agreement, including without limitation the United States export controls, the United States Foreign Corrupt Practices Act and the United States anti-boycott laws. Customer shall not take or fail to take any action that would cause ITW FEG to be in violation of any such statute, law, rule or regulation.



19220 State Route 162E  
Orting, WA 98360

FOR PRODUCT LITERATURE PLEASE VISIT [www.baxtermfg.com](http://www.baxtermfg.com)  
AND CLICK THE SIGN-IN LINK AT THE TOP OF THE PAGE.  
PRODUCT LITERATURE IS AVAILABLE ON-LINE 24/7 FOR YOUR CONVENIENCE.



**RETURN GOODS POLICY**

Baxter reserves the right to accept or reject return for credit requests for any Baxter items shipped as ordered. Any units or accessories accepted for return are subject to the prevailing restocking, reconditioning and freight charges in effect at time return is authorized. Absolutely no units or accessories will be accepted without formal authorization by the Company. Address all requests in writing to the Customer Care Department, Hobart, 701 S Ridge Avenue, Troy, Ohio 45374-0001.

**WARRANTY (ALL SERIALIZED MODELS MUST HAVE START-UP PERFORMED BY AN AUTHORIZED SERVICER TO INITIATE WARRANTY)**

ITW Food Equipment Group LLC ("ITW FEG") warrants new Baxter-branded products and certain other products sold by ITW FEG under other brand names whose specifications or other product documentation expressly reference this Warranty (collectively, the "Products") to the original end-user of such Product ("Owner") when installed within the United States, against defective material and workmanship for one (1) year from the date of original installation (the "Warranty Period"). In no event shall the Warranty Period commence later than 3 months from the date of initial delivery of the Product to the common carrier by ITW FEG unless otherwise agreed upon by ITW FEG in writing. ITW FEG will, as ITW FEG's sole liability hereunder, and as the Owner's exclusive remedy, during normal working hours, through one of its branches or authorized servicing outlets, repair or replace, at its option, including service and labor, all parts and/or components found to be defective and subject to this Warranty.

This Warranty is subject to reasonable travel limitations and costs as periodically updated by ITW FEG. Certain parts and components within the Products, expendable by nature and that need to be replaced frequently, are not covered by this Warranty. Any necessary repairs and/or replacements of these expendable parts are the Owner's sole responsibility and cost.

This Warranty is conditioned upon ITW FEG receiving notice of any non-conformance subject to this Warranty within thirty (30) days of its discovery by Owner.

This Warranty does not apply to damage resulting from fire, water, burglary, accident, abuse, misuse, acts of God, attempted repairs or improper installation by unauthorized persons. Failure to follow use, care, or maintenance instructions in the Product's Instruction Manual or in any other product documentation provided with the Product will automatically void this Warranty.

THIS WARRANTY EXCLUDES ALL ORAL, STATUTORY, EXPRESS OR IMPLIED WARRANTIES WHICH MAY BE APPLICABLE TO ITW FEG, INCLUDING, BUT NOT LIMITED TO ANY IMPLIED WARRANTY OF MERCHANTABILITY AND FITNESS FOR PARTICULAR PURPOSE. ITW FEG SHALL NOT BE LIABLE, AND OWNER WAIVES ALL CLAIMS AGAINST ITW FEG, FOR INDIRECT, INCIDENTAL, SPECIAL, PUNITIVE OR CONSEQUENTIAL DAMAGES, DOWN TIME, LOST PROFITS OR COMMERCIAL LOSSES, WHETHER OR NOT BASED UPON ITW FEG'S NEGLIGENCE OR BREACH OF WARRANTY OR STRICT LIABILITY IN TORT OR ANY OTHER CAUSE OF ACTION. ITW FEG WILL NOT BE LIABLE TO OWNER FOR ANY LOSS, DAMAGE, OR INJURY TO PERSONS OR PROPERTY RESULTING FROM THE HANDLING, STORAGE, TRANSPORTATION, RESALE, OR USE OF ITS PRODUCTS. IN NO EVENT WILL ITW FEG'S LIABILITY UNDER THIS WARRANTY OR IN CONNECTION WITH ITS PRODUCTS OR SERVICES EXCEED THE PURCHASE PRICE OF THE SPECIFIC PRODUCTS OR SERVICES AS TO WHICH THE CLAIM IS MADE. ITW FEG neither assumes nor authorizes anyone else to assume for it any obligation or liability in connection with the Product, its sale, operation, or use, other than as stated herein.

**EXCLUDED WARRANTY SERVICE**

The following are not included in this Warranty, and ITW FEG shall have no obligation to Owner or anyone else for repair, replacement or refund with regard to any of the following. Should someone request, and ITW FEG choose to provide such, services, additional charges shall apply. If Owner requests replacement parts and/or repair services under this Warranty and ITW FEG determines that such request is not covered hereunder (or fits under one of the following exclusions), Owner agrees to pay ITW FEG (or its affiliates or subcontractors) for all reasonable fees incurred in connection therewith at ITW FEG's (or such affiliate's or subcontractor's) standard rates and charges as in effect at that time.

- Expendable Parts.** Parts and components that are expendable by nature or listed or referenced in any "Expendable Parts" table or list in any product documentation accompanying the Product are not covered by this Warranty, and any labor and/or travel charges related to the replacement of such parts are Owner's responsibility.
- Expedited Parts.** For necessary replacement parts that are not available with the service technician at the time a warranty service call is made, ITW FEG will acquire such parts through ground freight. Owner may request expedited parts at its cost through next-day air shipment.
- Accidental Damages.** Calls resulting from physical damage by operators are not covered by this Warranty.
- Water Quality Related Damages.** Calls resulting from damage due to improper water conditions are not covered by this Warranty. Failures due to not properly cleaning the unit are not covered by this Warranty. Failure of Owner to provide proper water quality or water pressure to the Product as required by Product's specifications and/or Instructions Manual is not covered by this Warranty. Failure of Owner to maintain water treatment equipment is not covered by this Warranty.
- After Hours and Weekend Emergency Coverage.** This Warranty provides for replacement parts and repair services during normal business hours with commercially reasonable response times by ITW FEG. Owner is responsible for all fees stemming from emergency Calls received by ITW FEG on weekends, holidays, or Monday through Friday, between 5pm-8am local time.
- Maintenance Inspections.** Preventative or preemptive calls that identify potential service problems on a unit prior to occurrence are not covered by this Warranty.
- Supply Lines.** Opening or closing of, supply lines, valves, or switching of electrical supply current is not covered by this Warranty.
- Adjustments.** Adjustments to Product appearance requested by Owner are not covered by this Warranty.
- Customer Feature Upgrades.** Feature upgrades, including (non-mandatory) firmware, software, label format, or graphics, are not covered by this Warranty.
- Customer Network.** Customer network related issues for connected devices (when applicable) are not covered by this Warranty.
- Commercial Use Only.** ITW FEG does not recommend or authorize the use of any Product in a non-commercial application, including, but not limited to, residential use. This Warranty does not apply to, and shall not cover, any Product that is installed or used in any way in any residential or non-commercial application. No warranties, express or implied, are provided to any residential, consumer or non-commercial purchaser or owner of the Products.

(Continue to next page)

**WARRANTY (OV500, OV520, OV310, AND OV320 HEAT EXCHANGER TUBES)**

In addition to the standard Baxter one (1) year parts and labor warranty, Baxter agrees to warrant the OV500, OV520, OV310, or OV320 Heat Exchanger Tubes for an additional nine (9) years from the date of original installation. This additional coverage applies to the OV500, OV520, OV310, or OV320 Heat Exchanger Tubes only and the associated labor to replace a failed Tube Assembly. This warranty is conditioned upon Baxter receiving notice of any defect subject to this warranty within thirty (30) days of its discovery by Owner or when Owner should reasonably have known of the defect.

This warranty does not apply to damage resulting from fire, water, burglary, accident, abuse, misuse, acts of God, attempted repairs or improper installation by unauthorized persons. Failure to follow use, care, or maintenance instructions in your Instruction Manual may void this warranty.

THE FOREGOING SHALL CONSTITUTE THE EXCLUSIVE REMEDY OF THE PURCHASER OR OTHER PARTY SEEKING TO ENFORCE THE WARRANTY AND THE EXCLUSIVE LIABILITY OF HOBART.

THE ABOVE WARRANTY IS EXCLUSIVE AND IN LIEU OF ALL OTHER EXPRESS WARRANTIES WHETHER ORAL OR WRITTEN, EXPRESS OR IMPLIED. NO WARRANTY OR MERCHANTABILITY OR FITNESS FOR A PARTICULAR PURPOSE SHALL APPLY.

No agent, dealer, employee or representative of Hobart or Baxter nor any installer or other person is authorized to modify the Limited Warranty in any respect. The invalidity of all or a part of any of the provisions of the Limited Warranty shall not affect or invalidate any other provision of the Limited Warranty.

**EXPORT WARRANTY**

Baxter's standard warranty does not apply to Export Sales. Rather, for a period of one (1) year from date of original installation not to exceed eighteen (18) months from date of shipment from factory, Baxter:

- will replace, F.O.B. shipping point, shipping charges prepaid and add, any defective parts normally subject to warranty.
- will not cover the cost of any packing, freight, or labor; such costs being the sole responsibility of Dealer.
- There are no oral, statutory or implied warranties applicable to Baxter, including but not limited to any implied warranty of merchantability or fitness for any particular purpose which extend beyond the description on the face hereof.
- Dealer agrees to assume full responsibility for the installation and correction of Baxter products purchased for Export Sales, including all expenses.

**1. ACCEPTANCE.**

These terms and conditions ("Terms") and any Service Product Quotation, Equipment Installation Quotation, Hobart Product Guidelines, or any agreement signed by an authorized representative of each party (each, a "Service Contract") to which these Terms are attached or incorporated by reference, any Hobart acknowledgment or invoice and all documents incorporated by specific reference herein or therein ("Hobart Documents" and together with these Terms and the relevant Service Contract, the "Agreement"), constitute the complete terms governing the sale of services ("Services") and parts ("Parts") by Hobart Service, a division of ITW Food Equipment Group LLC ("Hobart") to customer purchasing from Hobart ("Customer"). Hobart may update these Terms at any time without notice. For the current version of these Terms, visit [www.hobartservice.com/servicetermsandconditions](http://www.hobartservice.com/servicetermsandconditions). The current version of these Terms shall apply to all Service Contracts executed (or, if no Service Contract is executed, for all Services performed and Parts delivered) after such website has been updated. HOBART HEREBY REJECTS ANY ADDITIONAL OR DIFFERENT TERMS OR CONDITIONS PROPOSED BY CUSTOMER, WHETHER OR NOT CONTAINED IN ANY OF CUSTOMER'S BUSINESS FORMS OR ON CUSTOMER'S WEBSITE, AND SUCH ADDITIONAL OR DIFFERENT TERMS WILL BE OF NO EFFECT. No site usage agreement or any other click through agreement required to access a website or on a website will have any binding effect whether or not Hobart clicks on an "ok," "I accept," or similar acknowledgment. Terms contained or referenced in Customer facility sign-in logs, safety waivers or other similar documentation are hereby rejected and shall not have any binding effect on Hobart or its employees. Customer's order of any Services or acceptance of delivery of any Parts manifests Customer's assent to the Agreement. Additional or different terms applicable to a particular sale may be specified in the body of a Hobart Document or agreed to in writing by the parties in a Service Contract. In the event of a conflict, the following order of precedence will apply: (a) terms agreed to in writing and executed by an authorized senior officer of Hobart in a Service Contract; (b) Hobart Document terms; (c) these Terms.

**2. QUOTATIONS.**

Quotations must be in writing and are only valid for 30 days from the date of the quotation for Service Product Quotations and Parts sales and 90 days from the date of quotation for Equipment Installation Quotations. All quotations are subject to change or withdrawal without prior notice to Customer. Quotations are made subject to approval of Customer's credit. Hobart may refuse orders and has no obligation to supply Parts or Services unless Hobart issues an order acknowledgment or upon the shipment of Parts or commencement of Services.

**3. PRICING & PAYMENT**

Prices and rates are in U.S. dollars and are subject to change without notice, unless otherwise set forth in a Service Contract. Although Hobart strives to provide accurate information, pricing or typographical errors may occur. In the event that an item is listed at an incorrect price, Hobart has the right, at Hobart's sole discretion, to refuse or cancel any orders placed for that item. All products and prices are subject to change by Hobart without notice and errors may be corrected at any time. Unless otherwise agreed to or noted in writing by Hobart, all payments are due in accordance with the payment requirements specified by Hobart at the time of purchase. Hobart may withhold Services and Parts for Customers that have past-due invoices. Customer is limited to \$25,000 annually in credit card payments in the aggregate, and all other payments must be made by ACH, wire or check.

**4. SITE SURVEY.**

Hobart may conduct a Site (as defined below) survey at Customer's facility. Such Site surveys are intended to identify problems which can be readily identified through reasonable visual inspection however Customer is solely responsible for the state of its facility and Site (including electrical and plumbing lines). During a Site survey, Hobart is under no obligation to excavate, move equipment, or otherwise disassemble or remove covers, fascia, sconces, or the like. Should problems or defects be identified during the Site survey or during performance of Services, Customer shall remedy such problems at its own cost before Hobart is required to continue performing or complete any Services.

**5. SERVICE.**

Hobart will perform Services and provide Parts as mutually agreed by Hobart and Customer. For each Call (as defined below) Customer shall pay Hobart for all time, travel and mileage charges, and all other fees associated with such Call, at Hobart's then current rates for performance of the Services at such Call ("Hobart Rates"). For Services that require use of specialized forms of transportation other than by conventional motor vehicles, Customer shall reimburse for all transportation, food, and lodging expenses incurred by Hobart. Permits required for performance of the Services are the responsibility of the Customer or the applicable third-party contractor. A call ("Call") is defined as a Service on a single piece of equipment that includes labor, travel, return trip charges, parts and standard shipping costs associated with the Service. Hobart may complete a Call in one trip or multiple trips. Should Services be performed on multiple pieces of equipment within the same visit, each piece is considered a separate Call.

**6. TERM.**

Unless otherwise specified in a Service Contract, the term of this Agreement shall begin on the date of Customer's acceptance and shall continue until the end of the Call to which the Agreement covers. Each Call is subject to its own Agreement. Hobart may elect to terminate this Agreement for cause if Customer becomes past due on payment of any invoice. Hobart also reserves the right to notify Customer that Hobart will no longer sell Parts and/or perform Services until Customer has paid all past-due invoice(s).

**7. PARTS.**

During Service visits, Hobart may provide new or reconditioned Parts. Replaced parts and assemblies shall become the property of Hobart upon removal. For Parts installed by Hobart, title and risk of loss transfers to Customer upon installation. For Parts ordered by and shipped to Customer, title and risk of loss passes to Customer upon receipt by the carrier. Should Customer request expedited freight, Hobart will expedite the Parts at Customer's cost. If the Parts are damaged in transit, Customer must file a claim with the carrier and Hobart shall not be liable for such damage. Concealed damage and shorted shipments must be reported to Hobart's Parts Department within 10 days of delivery.

**8. SHIPPING & TAXES.**

Shipping charges will be applied based on the delivery method chosen by Customer. Shipping times are estimates only. Customer will be charged the amount of all applicable taxes (federal, state, provincial and/or local) based on the shipping address. Customer is responsible for all other taxes related to any purchases hereunder. All damaged, shorted or missing parts must be reported to the freight carrier. Concealed damage and shorted shipments must be reported within 10 days of order delivery. Notify customer service at 877-333-1863 or via e-mail at [CustomerCare@HobartParts.com](mailto:CustomerCare@HobartParts.com). In damage claims where an inspection is required, the damaged shipment along with all original packaging must be made available to the freight company at the original point of delivery to qualify for claim reimbursement.

**9. ORDERS & RETURNS.**

Hobart only accepts American Express, Discover, MasterCard and Visa credit cards associated with a billing address within the United States for online orders. Hobart will not accept online orders for shipments to locations outside of the United States. Hobart reserves the right, at its sole discretion, to limit the quantity of items purchased per Customer and/or per order. Hobart will provide notification to the Customer should such limits be applied. Hobart also reserves the right, in its sole discretion, to refuse an order from any Customer. Hobart will provide a full refund to its direct customer for Parts that are returned new and unused within 90 days of the invoice date on, provided that Customer is responsible for all associated shipping costs, provided further that a \$10 restocking fee may apply based on the size of the order or if the package has been opened. Notwithstanding the foregoing or anything else to the contrary, the following Parts are ineligible for return in all circumstances: (A) non-cancellable/non-returnable Parts or non-stock Parts, and all Customer orders, (B) hazardous materials and items having a shelf life, (C) electronic boards or components that have been opened, (D) commercial standard items (i.e.: Nuts, bolts, screws), and (E) Parts not in the original packaging. If ineligible Parts are returned, credit will not be issued and Parts will be scrapped, at no liability to Hobart. Return requests must include the item and invoice number and reason for return unless otherwise approved by Hobart. Failure to comply with this section will result in any credit being withheld or reduced accordingly in Hobart's discretion.

**10. INDEMNITY.**

Hobart agrees to indemnify Customer, its directors, officers, and employees from third-party claims, damages and expenses (including reasonable attorneys' fees) to the extent those losses were directly caused by (i) the gross negligence or willful misconduct of Hobart or its employees, (ii) Hobart's failure to comply with applicable laws, or (iii) any claim of infringement or misappropriation of any third-party intellectual property right directly based on the Services performed by Hobart provided, however, Hobart shall have no duties under this paragraph where the Services or Parts have been modified by any party other than Hobart. Hobart does not indemnify Customer for any damages (or legal expenses) to the extent caused by Customer's (or its agent's or employees') fault. The above obligations are contingent upon (i) Customer supplying Hobart written notice of such claim immediately after the Customer has notice of such claim, (ii) Customer diligently cooperating with Hobart in the defense and settlement of such claim; and (iii) Customer allowing Hobart the full right to defend and settle such claim.

**11. INSURANCE.**

Hobart carries the following insurance: i) worker's compensation meeting statutory requirements, ii) employer's liability with limits of \$1,000,000 per accident/ per disease, per employee/ per disease, policy limits, iii) commercial general liability including products and completed operations of \$2,000,000 per occurrence, \$4,000,000 aggregate, \$4,000,000 products and completed operations aggregate with Customer as an additional insured per form U GL 11 75 D CW or replacement thereof, iv) commercial auto liability with combined single limits of \$1,000,000 per accident for owned, hired and non-owned vehicles. Hobart will provide evidence of insurance upon request of Customer. Hobart may self-insure any coverage.

(Continue to next page)

**12. WARRANTY.**

- For Services and Parts (other than in connection with Equipment Installation), Hobart warrants to Customer that (a) it will perform the Services in a timely, competent and professional manner and in accordance with industry standards and (b) the Services shall conform to the Service Contract for a period of 24 hours from completion (the "Services Warranty Period"). Hobart further warrants to Customer that any Parts (i) shall be free of any liens, (ii) shall, for a period of 90 days from original installation if installed by Hobart or from invoice date if not installed by Hobart (the "Parts Warranty Period" and together with the Services Warranty Period, the "Warranty Period"), be free of material defects in workmanship and material.
- For Equipment Installation, Hobart warrants to Customer that (a) it will perform the Services in a timely, competent and professional manner and in accordance with industry standards and (b) the Services shall conform to the Service Contract for a period of 24 hours from completion of the Services or, if Hobart performs the final equipment connections, 30 days from completion of the Services (the "Warranty Period"). Delays in equipment startup shall not extend this warranty.
- For new equipment (excluding Parts): New equipment purchases are subject to separate terms and conditions.
- The above warranties (the "Warranty") apply directly to Customer and may not be assigned. Customer's exclusive remedy, and Hobart's sole obligation, for a breach of the Warranty is for Hobart, at its option, to re-perform the Services, repair or replace the Parts, or credit Customer's account for such defective Services or Parts. Hobart's obligations herein are contingent upon (i) Customer making any claim under this Warranty during the Warranty Period, (ii) such claim includes detailed explanation of any alleged deficiencies, (iii) Hobart is given a reasonable opportunity to investigate all claims; and (iv) Hobart's examination of the Parts or Services confirms the alleged deficiencies and that the deficiencies were not caused by accident, misuse, neglect, improper installation, unauthorized alteration or repair or improper testing by Customer or a third party. EXCEPT AS SET FORTH ABOVE, HOBART MAKES NO WARRANTY OR REPRESENTATION OF ANY KIND, EXPRESS OR IMPLIED (INCLUDING NO WARRANTY OF MERCHANTABILITY OR FITNESS FOR ANY PARTICULAR PURPOSE).

**13. EXCLUSIONS.**

Unless otherwise specified in a Service Contract, the following is not included in the scope of coverage and will be subject to additional charges: any repair costs, including labor, parts and travel expense required due to damage by fire, water, burglary, accident, abuse, acts of God, acts of terrorism, failure of Customer to operate or maintain equipment in conformity with Hobart's or other manufacturer's recommended operating and maintenance instructions, inappropriate or improper use, improper water conditions, failure due to improper cleaning, failure to maintain water treatment equipment, and relocation, adjustment or repair of Hobart equipment by any Customer or any third party without Hobart's supervision or consent. Hobart shall have no obligation to provide Service or Parts under this Agreement for any equipment that is damaged due to any of the above causes until such equipment is repaired by Hobart or an authorized third party. Any such repairs shall be at Hobart Rates.

In addition, the following are not included and will be subject to additional charges: (a) Customer requested calibrations and/or adjustments to alter temperature or product appearance; (b) attachments; (c) accessories such as bowls, adapters, bowl trucks, attachment shelves, agitators (beaters, whips, dough hooks, etc.), splash covers and extension rings; (d) expendable items such as plastic flight links, curtains, blades, slicer knives, sharpening devices, pulley wipes, shredder plates, fryer baskets, customer removable seals, door gaskets; (e) consumable components or ordinary wear items including but not limited to; rinse arm strainers, final rinse nozzles, filters (including water filters), wash arm end caps, lower arm bushing, rollers, retaining rings, wash arm plugs, dish-limit rubber bumper, lamps, dish racks; (f) consumable items, such as paper supplies, filters, printing materials, and dishwashing and sanitizing compounds; (g) certain refrigeration Parts, such as condenser and evaporator coils, ice machine plates, refrigeration or HVAC motors 1hp or larger and compressors 1hp or larger, Flight Type dish machine conveyor assembly, refrigeration gases (< lbs. or heat exchangers, (h) water related issues; (i) feature upgrades, including firmware, software, label format, or graphics; (j) welding services; (k) wireless DPAC network assembly; and (l) Customer network related issues for Hobart connected devices. Loaner equipment is not included but may be provided by local Branch Offices at additional cost based on availability. Repair, but not replacement, of fryer tanks, boiler and booster tanks that are subject to ITW/Hobart/Traulsen original manufacturer equipment is covered. Additionally, notwithstanding anything to the contrary contained herein or any Service Contract, Hobart reserves the right to refuse to provide replacement parts for, or provide any Services with respect to, any equipment, or parts or components for equipment, that is beyond its standard or recommended useful life (as determined by Hobart) (such date, the "End of Life"). Hobart is not responsible for any losses, claims, damages or expenses related to Customer's continue use of any equipment, parts and/or components after its End of Life.

**14. CUSTOMER RESPONSIBILITIES.**

For any on-site Service, Customer shall:

- prepare the Site for the Services. If the Site is not prepared for the Services upon Hobart service personnel's arrival at the agreed upon time and date, Hobart may charge Customer for any delay and/or travel time at Hobart Rates. If, in Hobart's opinion, performance of Services would pose a risk to the safety of any person, Hobart may refuse, without any liability, to provide Services and to allow Hobart service personnel to suspend Services or vacate any Site. In such event, Customer is responsible for payment of any delay and/or travel time at Hobart Rates;
- provide Hobart with at least 30 days' written notice of any rules, regulations, statutes and requirements applicable to the Services, including any required permits and licenses, that are applicable to Customer's local jurisdiction;
- provide at least one business day notice of cancellation of any Service order. If Customer cancels with less than 24 hours' notice, Customer is responsible for any costs incurred by Hobart caused by such cancellation. If Hobart travels to Customer's location and Customer cancels thereafter, Customer may incur an additional cancellation charge; and
- remain liable for all damages or injuries caused or contributed to the negligent acts or willful misconduct of Customer, its employees, agents, and representatives that may occur on the site and indemnify Hobart for the same.

**15. LIMITATION OF LIABILITY.**

NEITHER PARTY WILL BE LIABLE FOR INDIRECT, INCIDENTAL, SPECIAL, PUNITIVE OR CONSEQUENTIAL DAMAGES, OR FOR DOWNTIME, LOST PROFITS OR COMMERCIAL LOSSES, WHETHER OR NOT BASED UPON A PARTY'S NEGLIGENCE OR BREACH OF WARRANTY OR STRICT LIABILITY IN TORT OR ANY OTHER CAUSE OF ACTION. IN NO EVENT WILL EITHER PARTY'S LIABILITY UNDER THESE TERMS OR IN CONNECTION WITH THE SALE OF PARTS OR SERVICES HEREUNDER EXCEED THE PURCHASE PRICE OF THE SPECIFIC PARTS OR SERVICES AS TO WHICH THE CLAIM IS MADE.

**16. HOBART PERSONNEL.**

Customer will not solicit, offer work to, employ, or contract with, directly or indirectly, any of Hobart's employees that interacted with Customer or any of its affiliates, agents or employees while Hobart provides Services and/or Parts hereunder and for a period of twelve (12) months after the conclusion of such Services. A Hobart employee's response to a general advertisement or solicitation not specifically targeting or intending to target employees of Hobart, its subsidiaries or any of affiliates shall not be deemed a violation of this Section.

**17. MISCELLANEOUS.**

(a) Additional terms from the local Branch Office may also apply to the Agreement, and if applicable will be provided by the local Branch Office prior to sale. (b) Except for payment obligations, neither party will be responsible for failure to perform in a timely manner under the Agreement when such failure results from events beyond its reasonable control (each an "Event of Force Majeure"), including acts of God, acts of war, blockades, pandemics, labor disputes and Part shortages. For each Event of Force Majeure, the affected party's time for performance will extend for such time as reasonably necessary to enable that party to perform. (c) Nothing in the Agreement or the course of dealing of the parties may be construed to create a partnership, joint venture, or agency or as authorizing either party to obligate the other in any manner. (d) The Agreement may not be assigned or transferred by Customer without Hobart's prior written consent. (e) Any dispute related to the Agreement will be governed by and construed according to the laws of the state of Ohio and litigated exclusively in the state or federal courts of the state of Ohio. The parties hereto expressly release and waive any and all rights to a jury trial. The parties agree that the United Nations Convention on Contracts for the International Sale of Goods will not apply to the Agreement. (f) If any provision herein is held to be unlawful or unenforceable, the remaining provisions herein will remain in effect. (g) The Agreement constitutes the entire agreement between the parties and any of their affiliates with respect to the Services and Parts covered by the Agreement, and supersedes any prior agreements, understandings, representations and quotations with respect thereto.



EXTENDED WARRANTY CONTRACT IS EFFECTIVE JANUARY 1, 2023 (NOT APPLICABLE IN ALASKA OR HAWAII)

For Extended Warranty Contracts to be applicable, contract must be purchased at the time of equipment sale.  
For Extended Warranty Contract Terms and Conditions *see page 7-8*

MODEL	ANNUAL AMOUNT
<b>OVENS</b>	
OV310E	\$1,604.00
OV310G	\$1,604.00
OV320E	\$1,604.00
OV320G	\$1,604.00
OV500E1	\$1,070.00
OV500E2	\$1,070.00
OV500G1-EE	\$2,144.00
OV500G2-EE	\$2,144.00
OV520E1	\$1,070.00
OV520G1	\$1,070.00
OV520E2	\$2,144.00
OV520G2	\$2,144.00
<b>PROOF BOXES</b>	
MB300	\$1,643.00
PW1E/PW1S	\$1,643.00
PW2E/PW2S	\$1,643.00
PW3S	\$1,643.00
<b>PROOFER/RETARDER</b>	
RPW1S	\$706.00
RPW2E/RPW2S	\$706.00
<b>SPECIALTY EQUIPMENT</b>	
WM600	\$376.00
WM600C	\$376.00

MODEL	STANDARD PACKING				MODEL	STANDARD PACKING			
	CUBIC FEET	CUBIC METERS	LBS.	KG.		CUBIC FEET	CUBIC METERS	LBS.	KG.
<b>RACK OVENS</b>					<b>75 1/2" WIDE CABINETS</b>				
OV500E1	302.0	8.6	2780	1261.0	PW2S or RPW2S - 40 1/2"D w/Floor	134.0	3.8	1310	594.2
OV500G1-EE	302.0	8.6	2780	1261.0	PW2S or RPW2S - 40 1/2"D w/o Floor	134.0	3.8	1250	567.0
OV500E2	481.0	13.6	3660	1660.1	PW2S or RPW2S - 60 1/2"D w/Floor	134.0	3.8	1450	657.7
OV500G2-EE	481.0	13.6	3660	1660.1	PW2S or RPW2S - 60 1/2"D w/o Floor	134.0	3.8	1380	626.0
OV520G1-EE	302.0	8.6	2780	1261.0	PW2S or RPW2S - 80 1/2"D w/Floor	134.0	3.8	1650	748.4
OV520E1	302.0	8.6	2780	1261.0	PW2S or RPW2S - 80 1/2"D w/o Floor	134.0	3.8	1550	703.1
OV520E2	481.0	13.6	3660	1660.1	PW2S or RPW2S - 100 1/2"D w/Floor	221.0	6.3	2050	929.9
OV520G2	481.0	13.6	3660	1660.1	PW2S or RPW2S - 100 1/2"D w/o Floor	221.0	6.3	1880	852.8
					PW2S or RPW2S - 120 1/2"D w/Floor	221.0	6.3	2250	1020.6
					PW2S or RPW2S - 120 1/2"D w/o Floor	221.0	6.3	2006	910.0
<b>MINI-RACK OVENS</b>					<b>109" WIDE CABINETS*</b>				
OV310E	82.0	2.3	700	317.5	PW3S - 40 1/2"D w/Floor	221.0	6.3	1633	740.7
OV310G	82.0	2.3	700	317.5	PW3S - 40 1/2"D w/o Floor	221.0	6.3	1508	684.0
OV320E	82.0	2.3	700	317.5	PW3S - 60 1/2"D w/Floor	221.0	6.3	1836	832.8
OV320G	82.0	2.3	700	317.5	PW3S - 60 1/2"D w/o Floor	221.0	6.3	1686	764.8
STAND-12PAN	27.0	0.8	138	62.6	PW3S - 80 1/2"D w/Floor	221.0	6.3	1940	880.0
					PW3S - 80 1/2"D w/o Floor	221.0	6.3	1765	800.6
<b>PROOFING</b>									
MB300 Proofer	42.0	1.2	362	164.7	PW3S - 100 1/2"D w/Floor	221.0	6.3	2270	1029.7
					PW3S - 100 1/2"D w/o Floor	221.0	6.3	2070	938.9
<b>PROOFING OR R/P CABINETS (KD)</b>									
<b>35 1/2" WIDE CABINETS*</b>									
PW1E - 34"D w/Floor	134.0	3.8	850	385.6	PW3S - 120 1/2"D w/Floor	221.0	6.3	2440	1106.8
PW1E - 34"D w/o Floor	134.0	3.8	850	385.6	PW3S - 120 1/2"D w/o Floor	221.0	6.3	2200	997.9
PW1E - 60 1/2"D w/Floor	134.0	3.8	1006	456.3	<b>SPECIALTY - INGREDIENT BINS</b>				
PW1E - 60 1/2"D w/o Floor	134.0	3.8	1006	456.3	INGBIN-1CMPT1	8.0	0.2	37	16.8
PW1E - 80 1/2"D w/Floor	134.0	3.8	1160	526.2	INGBIN-1CMPT2	9.0	0.3	80	36.3
PW1E - 80 1/2"D w/o Floor	134.0	3.8	1160	526.2	INGBIN-1CMPT3	10.0	0.3	120	54.4
PW1E - 100 1/2"D w/Floor	221.0	6.3	1445	655.4	INGBIN-1CMPT4	13.0	0.4	160	72.6
PW1E - 100 1/2"D w/o Floor	221.0	6.3	1445	655.4	INGBIN-2COMPT	8.0	0.2	52	23.6
PW1E - 120 1/2"D w/Floor	221.0	6.3	1550	703.1	INGBIN-3COMPT	8.0	0.2	64	29.0
PW1E - 120 1/2"D w/o Floor	221.0	6.3	1400	635.0	INGBIN-LIDRPL	1.0	0.1	10	4.5
<b>42" WIDE CABINETS</b>					<b>SPECIALTY - WATER METER</b>				
PW1S or RPW1S - 40 1/2"D w/Floor	134.0	3.8	930	421.8	WM600	5.0	0.1	60	27.2
PW1S or RPW1S - 40 1/2"D w/o Floor	134.0	3.8	871	395.1	WM600C	5.0	0.1	60	27.2
PW1S or RPW1S - 60 1/2"D w/Floor	134.0	3.8	1156	524.4	<b>Note:</b>				
PW1S or RPW1S - 60 1/2"D w/o Floor	134.0	3.8	1256	569.7	Oven rack information varies widely by configuration. Contact factory for details.				
PW1S or RPW1S - 80 1/2"D w/Floor	134.0	3.8	1250	567.0	<b>* Not available in Retarder/Proofer Cabinet.</b>				
PW1S or RPW1S - 80 1/2"D w/o Floor	134.0	3.8	1226	556.1					
PW1S or RPW1S - 100 1/2"D w/Floor	221.0	6.3	1475	669.0					
PW1S or RPW1S - 100 1/2"D w/o Floor	221.0	6.3	1365	619.2					
PW1S or RPW1S - 120 1/2"D w/Floor	221.0	6.3	1620	734.8					
PW1S or RPW1S - 120 1/2"D w/o Floor	221.0	6.3	1500	680.4					
<b>62" WIDE CABINETS</b>									
PW2E or RPW2E - 40 1/2"D w/ Floor	134.0	3.8	1090	494.4					
PW2E or RPW2E - 40 1/2"D w/o Floor	134.0	3.8	1050	476.3					
PW2E or RPW2E - 60 1/2"D w/ Floor	134.0	3.8	1340	607.8					
PW2E or RPW2E - 60 1/2"D w/o Floor	134.0	3.8	1270	576.1					
PW2E or RPW2E - 80 1/2"D w/ Floor	134.0	3.8	1500	680.4					
PW2E or RPW2E - 80 1/2"D w/o Floor	134.0	3.8	1400	635.0					
PW2E or RPW2E - 100 1/2"D w/ Floor	221.0	6.3	1720	780.2					
PW2E or RPW2E - 100 1/2"D w/o Floor	221.0	6.3	1660	753.0					
PW2E or RPW2E - 120 1/2"D w/Floor	221.0	6.3	1900	861.8					
PW2E or RPW2E - 120 1/2"D w/o Floor	221.0	6.3	1800	816.5					

# MINI ROTATING OV310 SERIES

## STANDARD FEATURES

- 8 pan end-load rotating rack with 4" spacing; removable for ease of cleaning
- Programmable digital control panel
- Power: 208V/60/3 & 120V/60/1 for electric models (2 connections required)
- Power: 120V/60/1 for gas models
- Natural gas (gas models only)
- Patented self-contained cast spherical steam system
- Independently operating loading doors with large dual-pane viewing windows
- Stainless steel construction
- Weldless heat exchanger (gas models only)
- 48" wide x 38.1" deep footprint (can fit through a standard 36" doorway)
- One Year part/labor warranty
- Nine Year extended parts & labor warranty on heat exchanger tubes (gas models only)
- Shipped assembled

CONTACT YOUR HOBART CUSTOMER CARE REPRESENTATIVE FOR PRICING AND AVAILABILITY OF OTHER CONFIGURATIONS



**OV310 Series  
Mini-Rack Oven**  
(Shown with Stand Base)

## CONFIGURATIONS

DESCRIPTION	MODEL	PRICE
Mini rotating rack ovens - Gas	<b>OV310G</b>	\$25,847.00
Mini rotating rack ovens - Electric	<b>OV310E</b>	\$22,974.00

## OPTIONS & FEATURES

DESCRIPTION	CODE	PRICE
<b>BURNER OPTIONS (GAS UNITS ONLY)</b>		
Natural gas burner	<b>HTSNAT</b>	Std.
Propane gas burner	<b>HTSPRO</b>	\$487.00
Natural/propane gas burner - High altitude (above 6,500')	<b>SEF</b>	Contact Factory
<b>POWER OPTIONS</b>		
120V/60/1 (Gas Only)	<b>ELE0FL</b>	<b>N/C</b>
208V/60/3 - control circuit 120V/60/1 (Electric Only)	<b>ELE0CG</b>	Std.
240V/60/3 - control circuit 120V/60/1 (Electric Only)	<b>ELE0CM</b>	\$423.00
480V/60/3 - control circuit 120V/60/1 (Electric Only)	<b>ELE0CX</b>	\$828.00
<b>REMOVABLE INTERIOR RACK OPTIONS</b>		
End-Load, 6 pan capacity with 5.3" spacing	<b>RCK6EL</b>	<b>N/C</b>
End-Load, 6 pan capacity with 5.3" spacing and stepped slides	<b>RCK6ES</b>	\$253.00
End-Load, 8 pan capacity with 4.0" spacing	<b>RCK8EL</b>	Std.
End-Load, 8 pan capacity with 4.0" spacing and stepped slides	<b>RCK8ES</b>	\$274.00
End-Load, 12 pan capacity with 2.8" spacing	<b>RCK12E</b>	\$690.00



Mini Rotating Rack Oven Stand Base



Mini Rotating Rack Oven Proofing Cabinet Base

**ACCESSORIES**

DESCRIPTION	CODE	PRICE
Direct vent package with draft diverter (gas units only). <b>Note:</b> Ducting and fan to be supplied by others per local code.	<b>VENT-DIRECT</b>	\$813.00
Air diversion kit for use with ovens installed to the left of stoves or griddles.	<b>MRVENT-GUARD</b>	\$456.00
Slide bridge kit – to accommodate pans smaller than 18" x 26", set of 8 (end load racks only)	<b>OV310-BRIDGE</b>	\$969.00
Additional removable interior rack for OV310 series ovens, 6 pan end-load, 5.3" slide spacing	<b>31ORCK-6EL</b>	\$1,283.00
Additional removable interior rack for OV310 series ovens, 6 pan end-load, 5.3" slide spacing with stepped slides	<b>31ORCK-6ESTEP</b>	\$1,565.00
Additional removable interior rack for OV310 series ovens, 8 pan end-load, 4.0" slide spacing	<b>31ORCK-8EL</b>	\$1,359.00
Additional removable interior rack for OV310 series ovens, 8 pan end-load, 4.0" slide spacing with stepped slides	<b>31ORCK-8ESTEP</b>	\$1,664.00
Additional removable interior rack for OV310 series ovens, 12 pan end-load, 2.8" slide spacing	<b>31ORCK-12EL</b>	\$1,533.00
6' quick disconnect gas hose	<b>HOSE-GAS</b>	\$1,101.00

**MINI ROTATING RACK OVEN BASES**

DESCRIPTION	MODEL	PRICE
12 pan, stainless steel stand base. 27"H with 4" casters (4 locking)	<b>STAND-12PAN</b>	\$2,359.00
16 pan, proofing cabinet base. 34"H with 4" casters (2 locking), 120/60/1	<b>MB300</b>	\$14,291.00

**MINI ROTATING RACK OVEN BASES — ACCESSORIES**

DESCRIPTION	CODE	PRICE
Finished stainless steel top for MB300 proofer base. (Required when oven not being purchased)	<b>MB300-COVER</b>	\$1,424.00
Replacement leg set for use with all base units. <b>Note:</b> Overall unit height remains the same with either legs or casters.	<b>LEG-KIT</b>	\$443.00

Unit does not include assembly or installation – Consult local Hobart Service Office for pricing. Start-up must be performed by authorized servicer to initiate warranty

# MINI ROTATING OV320 SERIES

## STANDARD FEATURES

- 8 pan end-load rotating rack with 4" spacing; removable for ease of cleaning
- Programmable digital control panel
- Power: 208V/60/3 & 120V/60/1 for electric models (2 connections required)
- Power: 120V/60/1 for gas models
- Natural gas (gas models only)
- Patented self-contained cast spherical steam system
- Independently operating loading doors with large dual-pane viewing windows
- Stainless steel construction
- Weldless heat exchanger (gas models only)
- 48" wide x 38.1" deep footprint (can fit through a standard 36" doorway)
- Flat front top trim or canopy hood option
- One Year part/labor warranty
- Nine Year extended parts & labor warranty on heat exchanger tubes (gas models only)
- Shipped assembled

CONTACT YOUR HOBART CUSTOMER CARE REPRESENTATIVE FOR PRICING AND AVAILABILITY OF OTHER CONFIGURATIONS



**OV320G**  
**Mini-Rack Oven**  
(Shown with Canopy Hood and Stand Base)



**OV320E**  
**Mini-Rack Oven**  
(Shown with Flat Top Trim and Stand Base)

## CONFIGURATIONS

DESCRIPTION	MODEL	PRICE
Mini rotating rack ovens - Gas	<b>OV320G</b>	\$27,750.00
Mini rotating rack ovens - Electric	<b>OV320E</b>	\$24,930.00

## OPTIONS & FEATURES

DESCRIPTION	CODE	PRICE
<b>BURNER OPTIONS (GAS UNITS ONLY)</b>		
Natural gas burner	<b>HTSNAT</b>	Std.
Propane gas burner	<b>HTSPRO</b>	\$487.00
Natural/propane gas burner - High altitude (above 6,500')	<b>SEF</b>	Contact Factory
<b>POWER OPTIONS</b>		
120V/60/1 (Gas Only)	<b>ELE0FL</b>	<b>N/C</b>
208V/60/3 - control circuit 120V/60/1 (Electric Only)	<b>ELE0CG</b>	Std.
240V/60/3 - control circuit 120V/60/1 (Electric Only)	<b>ELE0CM</b>	\$423.00
480V/60/3 - control circuit 120V/60/1 (Electric Only)	<b>ELE0CX</b>	\$828.00
<b>TOP TRIM OPTIONS</b>		
Canopy hood with dual side trim	<b>TRMHOD</b>	Std.
Flat front top trim with dual side trim	<b>TRMFLT</b>	<b>N/C</b>
<b>REMOVABLE INTERIOR RACK OPTIONS</b>		
End-Load, 6 pan capacity with 5.3" spacing	<b>RCK6EL</b>	<b>N/C</b>
End-Load, 6 pan capacity with 5.3" spacing and stepped slides	<b>RCK6ES</b>	\$253.00
End-Load, 8 pan capacity with 4.0" spacing	<b>RCK8EL</b>	Std.
End-Load, 8 pan capacity with 4.0" spacing and stepped slides	<b>RCK8ES</b>	\$274.00
End-Load, 12 pan capacity with 2.8" spacing	<b>RCK12E</b>	\$690.00



Mini Rotating Rack Oven Stand Base



Mini Rotating Rack Oven Proofing Cabinet Base

**ACCESSORIES**

DESCRIPTION	CODE	PRICE
Direct vent package with draft diverter (gas units only). <b>Note:</b> Ducting and fan to be supplied by others per local code.	VENT-DIRECT	\$813.00
Air diversion kit for use with ovens installed to the left of stoves or griddles.	MRVENT-GUARD	\$456.00
Slide bridge kit – to accommodate pans smaller than 18" x 26", set of 8 (end load racks only)	OV310-BRIDGE	\$969.00
Additional removable interior rack for OV310 series ovens, 6 pan end-load, 5.3" slide spacing	31ORCK-6EL	\$1,283.00
Additional removable interior rack for OV310 series ovens, 6 pan end-load, 5.3" slide spacing with stepped slides	31ORCK-6ESTEP	\$1,565.00
Additional removable interior rack for OV310 series ovens, 8 pan end-load, 4.0" slide spacing	31ORCK-8EL	\$1,359.00
Additional removable interior rack for OV310 series ovens, 8 pan end-load, 4.0" slide spacing with stepped slides	31ORCK-8ESTEP	\$1,664.00
Additional removable interior rack for OV310 series ovens, 12 pan end-load, 2.8" slide spacing	31ORCK-12EL	\$1,533.00
6' quick disconnect gas hose	HOSE-GAS	\$1,101.00

**MINI ROTATING RACK OVEN BASES**

DESCRIPTION	MODEL	PRICE
12 pan, stainless steel stand base. 27"H with 4" casters (4 locking)	STAND-12PAN	\$2,359.00
16 pan, proofing cabinet base. 34"H with 4" casters (2 locking), 120/60/1	MB300	\$14,291.00

**MINI ROTATING RACK OVEN BASES — ACCESSORIES**

DESCRIPTION	CODE	PRICE
Finished stainless steel top for MB300 proofer base. (Required when oven not being purchased)	MB300-COVER	\$1,424.00
Replacement leg set for use with all base units. <b>Note:</b> Overall unit height remains the same with either legs or casters.	LEG-KIT	\$443.00

Unit does not include assembly or installation – Consult local Hobart Service Office for pricing. Start-up must be performed by authorized servicer to initiate warranty

## STANDARD FEATURES

- Programmable digital controls with manual backup
- Flush floor with patented adjustable floor construction provides easy access - no ramp required
- Field reversible bake chamber door with dual point latch
- Energy saving idle mode
- Pre-plumbed water regulator
- Power: 208-240V/60/3 & 120V/60/1 for all models (2 connections required)
- Natural gas (gas models only)
- Manual backup control
- Three pane viewing window provides safe-to-touch exterior
- Smooth action curved handle also protects viewing window
- Stainless steel "B" style rack lift
- Soft start rotation system
- Weldless heat exchanger (gas models only)
- Hood for Type II installation
- Single point vent connection
- Patented self-contained cast spherical steam system
- Accommodates 71" rack height; sold separately
- One year parts/labor warranty
- Nine year extended parts & labor warranty on heat exchanger tubes (gas models only)

CONTACT YOUR HOBART CUSTOMER CARE REPRESENTATIVE FOR PRICING AND AVAILABILITY OF OTHER CONFIGURATIONS

## CONFIGURATIONS

DESCRIPTION	MODEL	PRICE
Energy-Efficient single rack oven – Gas	<b>OV500G1EE</b>	\$48,223.00
Single rack oven – Electric	<b>OV500E1</b>	\$49,547.00
Energy-Efficient double rack oven – Gas	<b>OV500G2EE</b>	\$60,456.00
Double rack oven – Electric	<b>OV500E2</b>	\$61,646.00

## OPTIONS

DESCRIPTION	CODE	PRICE
<b>BURNER OPTIONS (GAS UNITS ONLY)</b>		
Natural gas burner (For OV500G1EE)	<b>HTS0N1</b>	Std.
Natural gas burner (For OV500G2EE)	<b>HTS2N1</b>	Std.
Propane gas burner (For OV500G1EE)	<b>HTS0P1</b>	\$974.00
Propane gas burner (For OV500G2EE)	<b>HTS2P1</b>	\$974.00
Natural/propane gas burner – High altitude (above 5,500') (For OV500G1EE, OV500G2EE)	<b>SEF</b>	\$555.00

## POWER OPTIONS

208/60/3 – control circuit 120/60/1 – electric units only	<b>ELE0CG</b>	<b>N/C</b>
208-240/60/1 – control circuit 120/60/1 – gas units only (For OV500G1EE)	<b>ELE0FR</b>	\$2,425.00
208-240/60/1 – control circuit 120/60/1 – gas units only (For OV500G2EE)	<b>ELE2FR</b>	\$2,425.00
208-240/60/3 – control circuit 120/60/1 (For OV500E1, OV500E2, OV500G1EE)	<b>ELE0GD</b>	Std.
208-240/60/3 – control circuit 120/60/1 (For OV500G2EE)	<b>ELE2GD</b>	Std.
440-480/60/3 – control circuit 120/60/1 (For OV500E1, OV500E2, OV500G1EE)	<b>ELE0KG</b>	\$838.00
440-480/60/3 – control circuit 120/60/1 (For OV500G2EE)	<b>ELE2KG</b>	\$838.00

## RACK CARRIER OPTIONS

"B" style lift	<b>LFT00B</b>	Std.
"C" style lift, 33.0"L	<b>LFT00C</b>	Contact Factory

## CONTROL PACKAGE OPTIONS

Manual backup control	<b>BACYES</b>	Std.
-----------------------	---------------	------

## PRISON PACKAGE OPTIONS

No prison package	<b>PRN0NO</b>	Std.
Prison package. Includes: lockable control cover, emergency power shutoff inside the oven & more	<b>PRNYES</b>	\$3,836.00

## CRATING OPTIONS

Single rack units – Oven body shipped whole (56" clear doorway required)	<b>SHPAYD</b>	Std.
Single rack units – Oven body shipped split	<b>SHSPSD</b>	\$1,007.00
Double rack units – Oven body shipped split	<b>SHSPSD</b>	Std.

## ACCESSORIES

DESCRIPTION	CODE	PRICE
Type 1 grease filter package for UL Listed hood – single rack units	<b>OV500T1-FLTKT1</b>	\$517.00
Type 1 grease filter package for UL Listed hood – double rack units	<b>OV500T1-FLTKT2</b>	\$582.00
14 ga. stainless steel floor with anti slip surface. 38.0"D Includes hardware and adhesive – single rack units	<b>FLOOR-EXTENS</b>	\$1,107.00
14 ga. stainless steel floor with anti slip surface. 38.0"D Includes hardware and adhesive – double rack units	<b>FLOOR2-EXTENS</b>	\$1,346.00
Kosher control package	<b>KOSHER-KIT</b>	\$762.00

Unit does not include assembly, installation or start-up – Consult local Hobart Service Office for pricing. Start-up must be performed by authorized servicer to initiate warranty



(Gas Ovens Only)



**OV500  
Single Rack**



**OV500  
Double Rack**

STANDARD FEATURES

- Touch screen digital control
- Flush floor with patented adjustable floor construction provides easy access - no ramp required
- Field reversible bake chamber door with dual point latch
- Energy saving idle mode
- Pre-plumbed water regulator
- Power: 208-240V/60/3 & 120V/60/1 for all models (2 connections required)
- Natural gas (gas models only)
- Three pane viewing window provides safe-to-touch exterior
- Smooth action curved handle also protects viewing window
- Stainless steel "B" style rack lift
- Soft start rotation system
- Weldless heat exchanger
- Hood for Type II installation
- Single point vent connection
- Patented self-contained cast spherical steam system
- Accommodates 71" rack height; sold separately
- One year parts/labor warranty
- Nine year extended parts & labor warranty on heat exchanger tubes

CONTACT YOUR HOBART CUSTOMER CARE REPRESENTATIVE FOR PRICING AND AVAILABILITY OF OTHER CONFIGURATIONS

CONFIGURATIONS

DESCRIPTION	MODEL	PRICE
Single rack oven – Electric	OV520E1	\$52,365.00
Energy-Efficient single rack oven – Gas	OV520G1	\$51,041.00
Double rack oven – Electric	OV520E2	\$64,464.00
Energy-Efficient double rack oven – Gas	OV520G2	\$63,275.00

OPTIONS

DESCRIPTION	CODE	PRICE
<b>BURNER OPTIONS (GAS UNITS ONLY)</b>		
Natural gas burner (For OV520G1)	HTS0N1	Std.
Natural gas burner (For OV520G2)	HTS2N1	Std.
Propane gas burner (For OV520G1)	HTS0P1	\$974.00
Propane gas burner (For OV520G2)	HTS2P1	\$974.00
Natural gas burner – High altitude (above 5,500') (For OV520G1, OV520G2)	SEF	\$555.00
<b>POWER OPTIONS</b>		
208/60/3 – control circuit 120/60/1 – electric units only	ELE0CG	N/C
208-240/60/3 – control circuit 120/60/1 (For OV520E1, OV520E2, OV520G1)	ELE0GD	Std.
208-240/60/3 – control circuit 120/60/1 (For OV520G2)	ELE2GD	Std.
440-480/60/3 – control circuit 120/60/1 (For OV520E1, OV520E2, OV520G1)	ELE0KG	\$838.00
440-480/60/3 – control circuit 120/60/1 (For OV520G2)	ELE2KG	\$838.00
<b>RACK CARRIER OPTIONS</b>		
"B" style lift	LFT00B	Std.
"C" style lift, 33.0"L	LFT00C	Contact Factory
<b>CRATING OPTIONS</b>		
Single rack units – Oven body shipped whole (56" clear doorway required)	SHPAYD	Std.
Single rack units – Oven body shipped split	SHSPSD	\$1,007.00
Double rack units – Oven body shipped split	SHSPSD	Std.

ACCESSORIES

DESCRIPTION	CODE	PRICE
Type 1 grease filter package for UL Listed hood – single rack units	OV500T1-FLTCT1	\$517.00
Type 1 grease filter package for UL Listed hood – double rack units	OV500T1-FLTCT2	\$582.00
14 ga. stainless steel floor with anti slip surface. 38.0"D Includes hardware and adhesive – single rack units	FLOOR-EXTENS	\$1,107.00
14 ga. stainless steel floor with anti slip surface. 38.0"D Includes hardware and adhesive – double rack units	FLOOR2-EXTENS	\$1,346.00

Unit does not include assembly, installation or start-up – Consult local Hobart Service Office for pricing. Start-up must be performed by authorized servicer to initiate warranty



OV520E1 Single Rack



OV520G1 Single Rack



OV520E2 Double Rack



OV520G2 Double Rack



STANDARD FEATURES

**MB300 PROOFING CABINET:**

- Stainless steel construction
- Easy to operate digital controls
  - Time
  - Temp
  - Steam
- Power: 120V/60/1, 6' cord (NEMA 5-20P plug provided)
- Holds (16) 18" x 26" pans with 3" spacing
- Doors open independently
- One year parts/labor warranty

CONTACT YOUR HOBART CUSTOMER CARE REPRESENTATIVE FOR PRICING AND AVAILABILITY OF OTHER CONFIGURATIONS



**MB300**  
Proofing Cabinet

**PROOFING**

DESCRIPTION	MODEL	PRICE
16-Pan, proofing cabinet base. 34"H with 4" casters (2 locking), 120/60/1	<b>MB300</b>	<b>\$14,291.00</b>

**ACCESSORIES**

DESCRIPTION	CODE	PRICE
Finished stainless steel top for MB300 proofer base.	<b>MB300-COVER</b>	<b>\$1,424.00</b>
Replacement leg set for use with all base units. <b>Note:</b> Overall unit height remains the same with either legs or casters	<b>LEG-KIT</b>	<b>\$443.00</b>

Unit does not include installation – Consult local Hobart Service Office for pricing.  
Start-up must be performed by authorized servicer to initiate warranty

STANDARD FEATURES

- Digital control panel mounted at eye level for easy access
  - Set heat/humidity system
  - Four individual rack timers
- Easy access heat and humidity system
  - Internally mounted
  - Energy efficient
- Power: 208-240V/50/60/1 with neutral (UL Listed for 60Hz only)
- Patented air flow system - evenly distributes heat & humidity throughout the chamber
- No flushing required - low maintenance
- Field reversible door with heavy-duty handle
- Stainless steel interior and exterior
- Interior is protected by poly bumpers on all sides
- Modular panel construction
- Maximum rack height 74"; sold separately
- Cam lock attachment
- Ships knocked down. Field assembly required.

CONTACT YOUR HOBART CUSTOMER CARE REPRESENTATIVE FOR PRICING AND AVAILABILITY OF OTHER CONFIGURATIONS



PW1 Proofing Cabinet

CONFIGURATIONS

DESCRIPTION	MODEL	WITHOUT FLOOR	WITH FLOOR
<b>PROOFER (35 1/2" WIDE)</b>			
34" Deep Cabinet	<b>PW1E</b>	\$14,667.00	\$14,964.00
60 1/2" Deep Cabinet	<b>PW1E</b>	\$17,774.00	\$18,330.00
80 1/2" Deep Cabinet	<b>PW1E</b>	\$19,379.00	\$20,046.00
100 1/2" Deep Cabinet	<b>PW1E</b>	\$21,435.00	\$22,251.00
120 1/2" Deep Cabinet	<b>PW1E</b>	\$23,291.00	\$24,255.00
<b>PROOFER (42" WIDE)</b>			
40 1/2" Deep Cabinet	<b>PW1S</b>	\$15,403.00	\$15,714.00
60 1/2" Deep Cabinet	<b>PW1S</b>	\$18,662.00	\$19,241.00
80 1/2" Deep Cabinet	<b>PW1S</b>	\$20,281.00	\$20,977.00
100 1/2" Deep Cabinet	<b>PW1S</b>	\$22,510.00	\$23,367.00
120 1/2" Deep Cabinet	<b>PW1S</b>	\$24,454.00	\$25,463.00

OPTIONS

DESCRIPTION	CODE	PRICE
<b>POWER OPTIONS (UL LISTED FOR 60HZ ONLY)</b>		
208-240V/50/60/1 with Neutral	<b>ELEOJL</b>	Std.
208-240V/50/60/3 with Neutral	<b>ELEOJU</b>	N/C
440-480V/60/3	<b>ELEOKL</b>	\$1,511.00
<b>HEIGHT OPTIONS</b>		
99.5" Overall height to match the height of the OV500 series oven	<b>HGT00T</b>	N/C
<b>ASSEMBLY OPTIONS</b>		
Factory assembly, 34" deep units only	<b>ASYA34</b>	\$817.00
Factory assembly, 40.5" deep units only	<b>ASYA40</b>	\$817.00
Field Assembled	<b>ASYD __ **</b>	Std.

ACCESSORIES

DESCRIPTION	CODE	PRICE
Low Height 94" overall height - (35" Wide) Proofer	<b>PRFRFRT-R35</b>	\$144.00
Low Height 94" overall height - (42" Wide) Proofer	<b>PRFRFRT-R42</b>	\$156.00
Interior light kit	<b>LIGHT-KITLED</b>	\$538.00
Prison package for depths of 34.0" - 60.5"	<b>PRFR-PRN01</b>	\$2,329.00
Prison package for depths of 80.5" - 120.5"	<b>PRFR-PRN02</b>	\$3,300.00

DESCRIPTION	CODE	LOW (94.0")	TALL (99.5")
Upper side trim for one side - 34" Deep (PW1E Only)	<b>PRFRSID- 34*</b>	\$94.00	\$96.00
Upper side trim for one side - 40 1/2" Deep (PW1S Only)	<b>PRFRSID- 405*</b>	\$139.00	\$194.00
Upper side trim for one side - 60 1/2" Deep	<b>PRFRSID- 605*</b>	\$170.00	\$235.00
Upper side trim for one side - 80 1/2" Deep	<b>PRFRSID- 805*</b>	\$206.00	\$310.00
Upper side trim for one side - 100 1/2" Deep	<b>PRFRSID- 1005*</b>	\$235.00	\$312.00
Upper side trim for one side - 120 1/2" Deep	<b>PRFRSID- 1205*</b>	\$344.00	\$375.00

\* R = Low height trim or T = Tall height trim

\*\* 2 digits reflect depth of unit for example 40 = 40" deep model and 12 = 120" deep models.

Unit does not include assembly, installation or start-up - Consult local Hobart Service Office for pricing.

Start-up must be performed by authorized servicer to initiate warranty

# TWO WIDE PW2E & PW2S

## STANDARD FEATURES

- Digital control panel mounted at eye level for easy access
  - Set heat/humidity system
  - Four individual rack timers
- Easy access heat and humidity system
  - Internally mounted
  - Energy efficient
- Power: 208-240V/50/60/1 with neutral (UL Listed for 60 Hz only) (not available for PW2S 120.5"D models)
- Patented air flow system - evenly distributes heat & humidity throughout the chamber
- No flushing required - low maintenance
- No center jamb for ease of loading
- Stainless steel interior and exterior
- Interior is protected by poly bumpers on all sides
- Modular panel construction
- Cam lock attachment
- Ships knocked down. Field assembly required
- Maximum rack height 74"; sold separately

CONTACT YOUR HOBART CUSTOMER CARE REPRESENTATIVE FOR PRICING AND AVAILABILITY OF OTHER CONFIGURATIONS



**PW2**  
Proofing Cabinet

## CONFIGURATIONS

DESCRIPTION	MODEL	WITHOUT FLOOR	WITH FLOOR
<b>PROOFERS (62" WIDE)</b>			
40½" Deep Cabinet	<b>PW2E</b>	\$18,264.00	\$19,041.00
60½" Deep Cabinet	<b>PW2E</b>	\$21,944.00	\$22,798.00
80½" Deep Cabinet	<b>PW2E</b>	\$25,165.00	\$26,465.00
100½" Deep Cabinet	<b>PW2E</b>	\$27,550.00	\$29,165.00
120½" Deep Cabinet	<b>PW2E</b>	\$29,948.00	\$31,912.00
<b>PROOFERS (75½" WIDE)</b>			
40½" Deep Cabinet	<b>PW2S</b>	\$19,152.00	\$19,963.00
60½" Deep Cabinet	<b>PW2S</b>	\$23,038.00	\$23,926.00
80½" Deep Cabinet	<b>PW2S</b>	\$26,424.00	\$27,802.00
100½" Deep Cabinet	<b>PW2S</b>	\$28,933.00	\$30,627.00
120½" Deep Cabinet	<b>PW2S</b>	\$31,892.00	\$33,961.00

## OPTIONS

DESCRIPTION	CODE	PRICE
<b>POWER OPTIONS (UL LISTED FOR 60HZ ONLY)</b>		
208-240V/50/60/1 with Neutral	<b>ELE0JL</b>	Std.
208-240V/50/60/3 with Neutral	<b>ELE0JU</b>	N/C
440-480V/60/3	<b>ELEOKL</b>	\$1,511.00
<b>HEIGHT OPTIONS</b>		
99.5" Overall height to match the height of the OV500 series ovens	<b>HGT00T</b>	N/C
<b>ASSEMBLY OPTIONS</b>		
Factory assembly, 40.5" deep units only	<b>ASYA40</b>	\$925.00
Field Assembled	<b>ASYD</b> **	Std.

## ACCESSORIES

DESCRIPTION	CODE	PRICE	
Low Height 94" overall height - (62" Wide) Proofer	<b>PRFRFRT-R62</b>	\$187.00	
Low Height 94" overall height - (75" Wide) Proofer	<b>PRFRFRT-R75</b>	\$209.00	
Interior light kit	<b>LIGHT-KITLED</b>	\$538.00	
Stainless steel door lap strip package	<b>LAPSTRP-KIT</b>	\$227.00	
Prison package for depths of 40.5" - 60.5"	<b>PRFR-PRN01</b>	\$2,329.00	
Prison package for depths of 80.5" - 120.5"	<b>PRFR-PRN02</b>	\$3,300.00	
DESCRIPTION	CODE	LOW (94.0")	TALL (99.5")
Upper side trim for one side - 40½" Deep	<b>PRFRSID- 405*</b>	\$139.00	\$194.00
Upper side trim for one side - 60½" Deep	<b>PRFRSID- 605*</b>	\$170.00	\$235.00
Upper side trim for one side - 80½" Deep	<b>PRFRSID- 805*</b>	\$206.00	\$310.00
Upper side trim for one side - 100½" Deep	<b>PRFRSID- 1005*</b>	\$235.00	\$312.00
Upper side trim for one side - 120½" Deep	<b>PRFRSID- 1205*</b>	\$344.00	\$375.00

\* R = Low height trim or T = Tall height trim

\*\* 2 digits reflect depth of unit for example 40 = 40" deep model and 12 = 120" deep models.

Unit does not include assembly, installation or start-up - Consult local Hobart Service Office for pricing. Start-up must be performed by authorized servicer to initiate warranty

STANDARD FEATURES

- Digital control panel mounted at eye level for easy access
  - Set heat/humidity system
  - Four individual rack timers
- Easy access heat and humidity system
  - Internally mounted
  - Energy efficient
- Power: 208-240V/50/60/3 with neutral (UL Listed for 60Hz Only)
- Patented air flow system - evenly distributes heat & humidity throughout the chamber
- No flushing required - low maintenance
- Two extra-wide doors with heavy-duty handles
- No center jamb for ease of loading
- Stainless steel interior and exterior
- Interior is protected by poly bumpers on all sides
- Modular panel construction
- Cam lock attachment
- Maximum rack height 74"; sold separately
- Ships knocked down. Field assembly required.

CONTACT YOUR HOBART CUSTOMER CARE REPRESENTATIVE FOR PRICING AND AVAILABILITY OF OTHER CONFIGURATIONS



**PW3**  
Proofing Cabinet

CONFIGURATIONS

DESCRIPTION	MODEL	WITHOUT FLOOR	WITH FLOOR
<b>PROOFER (109" WIDE)</b>			
40½" Deep Cabinet	<b>PW3S</b>	\$29,079.00	\$29,343.00
60½" Deep Cabinet	<b>PW3S</b>	\$35,576.00	\$36,657.00
80½" Deep Cabinet	<b>PW3S</b>	\$42,455.00	\$43,730.00
100½" Deep Cabinet	<b>PW3S</b>	\$44,361.00	\$45,706.00
120½" Deep Cabinet	<b>PW3S</b>	\$48,586.00	\$50,050.00

OPTIONS

DESCRIPTION	CODE	PRICE
<b>POWER OPTIONS (* UL LISTED FOR 60HZ ONLY)</b>		
208-240V/50/60/3 with Neutral	<b>ELE0JU</b>	Std.
480V/60/3	<b>ELE0KL</b>	\$1,511.00
<b>HEIGHT OPTIONS</b>		
99.5" Overall height to match the height of the OV500 series ovens	<b>HGT00T</b>	<b>N/C</b>

ACCESSORIES

DESCRIPTION	CODE	PRICE
Low Height 94" overall height - (109" Wide) Proofer	<b>PRFRFRT-R109</b>	\$258.00
Interior light kit	<b>LIGHT-KITLED</b>	\$538.00
Stainless steel door lap strip package	<b>LAPSTRP-KIT</b>	\$227.00
Prison package for depths of 40.5" - 60.5"	<b>PRFR-PRN01</b>	\$2,329.00
Prison package for depths of 80.5" - 120.5"	<b>PRFR-PRN02</b>	\$3,300.00

DESCRIPTION	CODE	LOW (94.0")	TALL (99.5")
Upper side trim for one side - 40½" Deep	<b>PRFRSID-__405*</b>	\$139.00	\$194.00
Upper side trim for one side - 60½" Deep	<b>PRFRSID-__605*</b>	\$170.00	\$235.00
Upper side trim for one side - 80½" Deep	<b>PRFRSID-__805*</b>	\$206.00	\$310.00
Upper side trim for one side - 100½" Deep	<b>PRFRSID-__1005*</b>	\$235.00	\$312.00
Upper side trim for one side - 120½" Deep	<b>PRFRSID-__1205*</b>	\$344.00	\$375.00

\* **R = Low height trim** or **T = Tall height trim**

Unit does not include assembly, installation or start-up - Consult local Hobart Service Office for pricing. Start-up must be performed by authorized servicer to initiate warranty

**STANDARD FEATURES**

- Digital control panel mounted at eye level for easy access
  - Set proofing temp/humidity
  - Set retarding temp
  - Four individual rack timers
- Easy access humidity system
  - Internally mounted
  - Energy efficient
- Power: 208-240V/60/1 with neutral
- Patented air flow system - evenly distributes heat & humidity throughout the chamber
- No flushing required - low maintenance
- Field reversible door with heavy-duty handle
- Programmable 24-hour timer for one or seven day cycle
- Configured for remote R448 refrigeration
- Stainless steel interior and exterior
- Interior is protected by poly bumpers on all sides
- Modular panel construction
- Maximum rack height 74"; sold separately
- Cam lock attachment
- Ships knocked down. Field assembly required

CONTACT YOUR HOBART CUSTOMER CARE REPRESENTATIVE FOR PRICING AND AVAILABILITY OF OTHER CONFIGURATIONS



**RPW1S Retarding / Proofing Cabinet**

**CONFIGURATIONS**

DESCRIPTION	MODEL	WITHOUT FLOOR	WITH FLOOR
<b>RETARDER/PROOFERS (42" WIDE)</b>			
40½" Deep Cabinet	<b>RPW1S</b>	\$20,834.00	\$21,142.00
60½" Deep Cabinet	<b>RPW1S</b>	\$24,094.00	\$24,677.00
80½" Deep Cabinet	<b>RPW1S</b>	\$31,146.00	\$31,842.00
100½" Deep Cabinet	<b>RPW1S</b>	\$33,530.00	\$34,818.00
120½" Deep Cabinet	<b>RPW1S</b>	\$35,475.00	\$36,486.00

**OPTIONS**

DESCRIPTION	CODE	PRICE
<b>POWER OPTIONS</b>		
208-240V/60/1 with Neutral	<b>ELE0JP</b>	Std.
208-240V/60/3 with Neutral	<b>ELE0JV</b>	<b>N/C</b>
<b>REFRIGERATION OPTIONS</b>		
Remote refrigeration, R134a*	<b>REFR1_**</b>	\$280.00
Remote refrigeration, R407a*	<b>REFR2_**</b>	<b>N/C</b>
Remote refrigeration, R448a*	<b>REFR4_**</b>	Std.
Remote refrigeration, R404a	<b>REFR5_**</b>	<b>N/C</b>
Self contained (40.5" D & 60.5" D only). <b>Includes:</b> condenser, expansion valve, moisture indicator and filter drier. Refrigeration system is pre-charged with R448a.	<b>REFS1A</b>	\$5,432.00
<b>HEIGHT OPTIONS</b>		
99.5" Overall height to match height of the OV500 series ovens	<b>HGT00T</b>	<b>N/C</b>

**ACCESSORIES**

DESCRIPTION	CODE	PRICE
Low Height 94" overall height - (42" Wide) Retarder/Proofer	<b>PRFRFRT-R42</b>	\$156.00
Interior light kit	<b>LIGHT-KITLED</b>	\$538.00
Prison package for depths of 40.5" - 60.5"	<b>PRFR-PRN01</b>	\$2,329.00
Prison package for depths of 80.5" - 120.5"	<b>PRFR-PRN02</b>	\$3,300.00

DESCRIPTION	CODE	LOW (94.0")	TALL (99.5")
Upper side trim for one side - 40½" Deep	<b>PRFRSID-__405***</b>	\$139.00	\$194.00
Upper side trim for one side - 60½" Deep	<b>PRFRSID-__605***</b>	\$170.00	\$235.00
Upper side trim for one side - 80½" Deep	<b>PRFRSID-__805***</b>	\$206.00	\$310.00
Upper side trim for one side - 100½" Deep	<b>PRFRSID-__1005***</b>	\$235.00	\$312.00
Upper side trim for one side - 120½" Deep	<b>PRFRSID-__1205***</b>	\$344.00	\$375.00

\* **Includes:** evaporator, 120V solenoid coil, solenoid valve and expansion valve for specified refrigerant.

\*\* **A = 40 & 60 deep models or B = 80, 100, 120 deep models**

\*\*\* **R = Low height trim or T = Tall height trim**

Unit does not include assembly, installation or start-up - Consult local Hobart Service Office for pricing.

Start-up must be performed by authorized servicer to initiate warranty

# TWO WIDE RPW2E & RPW2S

## STANDARD FEATURES

- Digital control panel mounted at eye level for easy access
  - Set proofing temp/humidity
  - Set retarding temp
  - Four individual rack timers
- Easy access heat and humidity system
  - Internally mounted
  - Energy efficient
- Power: 208-240V/60/1 with neutral (not available for PW2S 120.5"D models)
- Ships knocked down. Field assembly required
- Patented air flow system - evenly distributes heat & humidity throughout the chamber
- No flushing required - low maintenance
- No center jamb for ease of loading
- Programmable 24-hour timer for one or seven day cycle
- Configured for remote R448 refrigeration
- Stainless steel interior and exterior
- Interior is protected by poly bumpers on all sides
- Modular panel construction
- Cam lock attachment
- Maximum rack height 74"; sold separately

CONTACT YOUR HOBART CUSTOMER CARE REPRESENTATIVE FOR PRICING AND AVAILABILITY OF OTHER CONFIGURATIONS



RPW2 Retarding / Proofing Cabinet

## CONFIGURATIONS

DESCRIPTION	MODEL	WITHOUT FLOOR	WITH FLOOR
<b>RETARDER/PROOFERS (62" WIDE)</b>			
40½" Deep Cabinet	RPW2E	\$26,254.00	\$27,039.00
60½" Deep Cabinet	RPW2E	\$29,932.00	\$30,787.00
80½" Deep Cabinet	RPW2E	\$41,154.00	\$42,450.00
100½" Deep Cabinet	RPW2E	\$43,539.00	\$45,155.00
120½" Deep Cabinet	RPW2E	\$45,937.00	\$47,904.00
<b>RETARDER/PROOFERS (75 ½" WIDE)</b>			
40½" Deep Cabinet	RPW2S	\$27,139.00	\$27,952.00
60½" Deep Cabinet	RPW2S	\$31,033.00	\$31,912.00
80½" Deep Cabinet	RPW2S	\$42,410.00	\$43,783.00
100½" Deep Cabinet	RPW2S	\$44,920.00	\$46,612.00
120½" Deep Cabinet	RPW2S	\$48,106.00	\$50,182.00

## OPTIONS

DESCRIPTION	CODE	PRICE
<b>POWER OPTIONS</b>		
208-240V/60/1 with Neutral	ELE0JP	Std.
208-240V/60/3 with Neutral	ELE0JV	N/C
<b>REFRIGERATION OPTIONS</b>		
Remote refrigeration, R134a*	REFR1 **	\$280.00
Remote refrigeration, R407a*	REFR2 **	N/C
Remote refrigeration, R448a*	REFR4 **	Std.
Remote refrigeration, R404a	REFR5 **	N/C
Self contained (40.5" D & 60.5" D only). <b>Includes:</b> condenser, expansion valve, moisture indicator and filter drier. Refrigeration system is pre-charged with R448A.	REFS1A	\$7,993.00
<b>HEIGHT OPTIONS</b>		
99.5" Overall height to match the height of the OV500 series ovens	HGT00T	N/C

## ACCESSORIES

DESCRIPTION	CODE	PRICE
Low Height 94" overall height - (62" Wide) Retarder/Proofer	PRFRFRT-R62	\$187.00
Low Height 94" overall height - (75" Wide) Retarder/Proofer	PRFRFRT-R75	\$209.00
Interior light kit	LIGHT-KITLED	\$538.00
S/S door lap strip package	LAPSTRP-KIT	\$227.00
Prison package for depths of 40.5" - 60.5"	PRFR-PRN01	\$2,329.00
Prison package for depths of 80.5" - 120.5"	PRFR-PRN02	\$3,300.00

DESCRIPTION	CODE	LOW (94.0")	TALL (99.5")
Upper side trim for one side - 40½" Deep	PRFRSID- 405***	\$139.00	\$194.00
Upper side trim for one side - 60½" Deep	PRFRSID- 605***	\$170.00	\$235.00
Upper side trim for one side - 80½" Deep	PRFRSID- 805***	\$206.00	\$310.00
Upper side trim for one side - 100½" Deep	PRFRSID- 1005***	\$235.00	\$312.00
Upper side trim for one side - 120½" Deep	PRFRSID- 1205***	\$344.00	\$375.00

\* Includes: Evaporator, 120V solenoid coil, solenoid valve and expansion valve for specified refrigerant.

\*\* A = 40 & 60 deep models or B = 80, 100, 120 deep models













\*\*\* R = Low height trim or T = Tall height trim

Unit does not include assembly, installation or start-up - Consult local Hobart Service Office for pricing.



















Start-up must be performed by authorized servicer to initiate warranty

# SIDE & END LOAD RACKS SINGLE WIDE UNITS

## PW1E PROOFER

	 Typical Rack Dimensions 20.38"W x 26.0"D	 Typical Rack Dimensions 28.38"W x 18.0"D
DESCRIPTION	SINGLE END LOAD	SINGLE SIDE LOAD
<b>34.0"D MODELS</b> <b>Interior:</b> 31.3"D x 26.1"W <b>Exterior:</b> 36.8"D x 35.5"W	 1	 1
<b>60.5"D MODELS</b> <b>Interior:</b> 57.8"D x 26.1"W <b>Exterior:</b> 63.3"D x 35.5"W	 2	 2
<b>80.5"D MODELS</b> <b>Interior:</b> 77.8"D x 26.1"W <b>Exterior:</b> 83.3"D x 35.5"W	 2	 2
<b>100.5"D MODELS</b> <b>Interior:</b> 97.8"D x 26.1"W <b>Exterior:</b> 103.3"D x 35.5"W	 3	 3
<b>120.5"D MODELS</b> <b>Interior:</b> 117.8"D x 26.1"W <b>Exterior:</b> 123.3"D x 35.5"W	 4	 4


## PW1S PROOFER / RPW1S RETARDER/PROOFER


	 Typical Rack Dimensions 20.38"W x 26.0"D	 Typical Rack Dimensions 28.38"W x 18.0"D	 Typical Rack Dimensions 28.38"W x 36.0"D
DESCRIPTION	SINGLE END LOAD	SINGLE SIDE LOAD	DOUBLE SIDE LOAD
<b>40.5"D MODELS</b> <b>Interior:</b> 37.8"D x 32.6"W <b>Exterior:</b> 43.3"D x 42.0"W	 1	 2	 1
<b>60.5"D MODELS</b> <b>Interior:</b> 57.8"D x 32.6"W <b>Exterior:</b> 63.3"D x 42.0"W	 2	 3	 1
<b>80.5"D MODELS</b> <b>Interior:</b> 77.8"D x 32.6"W <b>Exterior:</b> 83.3"D x 42.0"W	 3	 4	 2
<b>100.5"D MODELS</b> <b>Interior:</b> 97.8"D x 32.6"W <b>Exterior:</b> 103.3"D x 42.0"W	 4	 5	 2
<b>120.5"D MODELS</b> <b>Interior:</b> 117.8"D x 32.6"W <b>Exterior:</b> 123.3"D x 42.0"W	 5	 6	 3


# SIDE & END LOAD RACKS DOUBLE WIDE UNITS


## PW2E PROOFER / RPW2E RETARDER/PROOFER


## PW2S PROOFER / RPW2S RETARDER/PROOFER


 Typical Rack Dimensions  
 20.38"W x 26.0"D

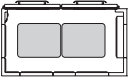
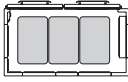
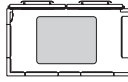

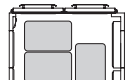
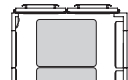


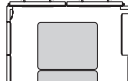


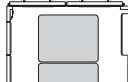


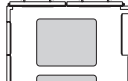
 Typical Rack Dimensions  
 28.38"W x 18.0"D

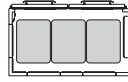
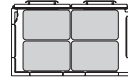
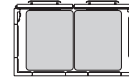












 Typical Rack Dimensions  
 28.38"W x 36.0"D

 Typical Rack Dimensions  
 20.38"W x 26.0"D

 Typical Rack Dimensions  
 28.38"W x 18.0"D

 Typical Rack Dimensions  
 28.38"W x 36.0"D




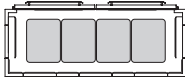
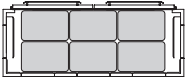
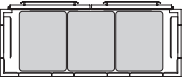
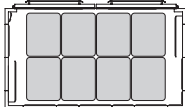
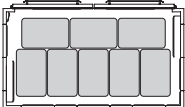
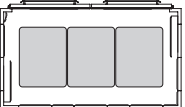
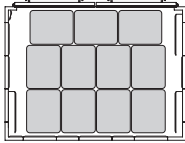
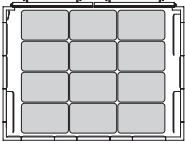
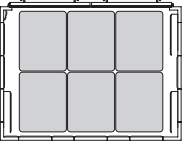
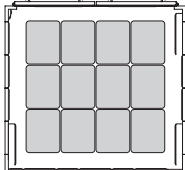
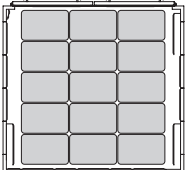
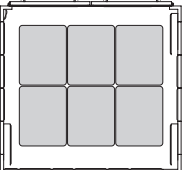
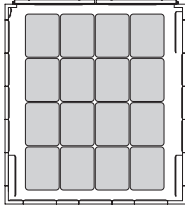
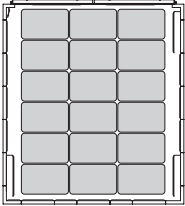
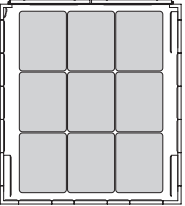
DESCRIPTION	SINGLE END LOAD	SINGLE SIDE LOAD	DOUBLE SIDE LOAD
<b>40.5"D MODELS</b> <b>Interior:</b> 37.8"D x 52.6"W <b>Exterior:</b> 43.3"D x 62.0"W	 2	 3	 1
<b>60.5"D MODELS</b> <b>Interior:</b> 57.8"D x 52.6"W <b>Exterior:</b> 63.3"D x 62.0"W	 4	 4	 2
<b>80.5"D MODELS</b> <b>Interior:</b> 77.8"D x 52.6"W <b>Exterior:</b> 83.3"D x 62.0"W	 5	 6	 2
<b>100.5"D MODELS</b> <b>Interior:</b> 97.8"D x 52.6"W <b>Exterior:</b> 103.3"D x 62.0"W	 6	 8	 3
<b>120.5"D MODELS</b> <b>Interior:</b> 117.8"D x 52.6"W <b>Exterior:</b> 123.3"D x 62.0"W	 8	 10	 3

DESCRIPTION	SINGLE END LOAD	SINGLE SIDE LOAD	DOUBLE SIDE LOAD
<b>40.5"D MODELS</b> <b>Interior:</b> 37.8"D x 66.0"W <b>Exterior:</b> 43.3"D x 75.5"W	 3	 4	 2
<b>60.5"D MODELS</b> <b>Interior:</b> 57.8"D x 66.0"W <b>Exterior:</b> 63.3"D x 75.5"W	 6	 6	 2
<b>80.5"D MODELS</b> <b>Interior:</b> 77.8"D x 66.0"W <b>Exterior:</b> 83.3"D x 75.5"W	 8	 8	 4
<b>100.5"D MODELS</b> <b>Interior:</b> 97.8"D x 66.0"W <b>Exterior:</b> 103.3"D x 75.5"W	 9	 10	 4
<b>120.5"D MODELS</b> <b>Interior:</b> 117.8"D x 66.0"W <b>Exterior:</b> 123.3"D x 75.5"W	 12	 12	 6



# SIDE & END LOAD RACKS TRIPLE WIDE UNITS

## PW3S PROOFER

DESCRIPTION	 Typical Rack Dimensions 20.38"W x 26.0"D	 Typical Rack Dimensions 28.38"W x 18.0"D	 Typical Rack Dimensions 28.38"W x 36.0"D
	SINGLE END LOAD	SINGLE SIDE LOAD	DOUBLE SIDE LOAD
<b>40.5"D MODELS</b> Interior: 37.8"D x 95.0"W Exterior: 43.3"D x 109.0"W	 4	 6	 3
<b>60.5"D MODELS</b> Interior: 57.8"D x 95.0"W Exterior: 63.3"D x 109.0"W	 8	 8	 3
<b>80.5"D MODELS</b> Interior: 77.8"D x 95.0"W Exterior: 83.3"D x 109.0"W	 11	 12	 6
<b>100.5"D MODELS</b> Interior: 97.8"D x 95.0"W Exterior: 103.3"D x 109.0"W	 12	 15	 6
<b>120.5"D MODELS</b> Interior: 117.8"D x 95.0"W Exterior: 123.3"D x 109.0"W	 16	 18	 9

# INGREDIENT BINS (STAINLESS STEEL) ONE, TWO, & THREE COMPARTMENT

## STANDARD FEATURES

- Designed to store bulk quantities of dry ingredients such as flour and sugar
- Sanitary covered corner design eliminates the need for costly replacement liners
- Casters are sturdy, 3", non-marking and no-lube. Two fixed and two swivel.
- Moves easily when fully loaded
- Approximate capacity — 120 lbs. of cake flour or 190 lbs of granulated sugar (in single compartment units)
- Stainless steel bin with sliding cover
- Ingredient labels included
- Fits under tables 36" wide or greater

CONTACT YOUR HOBART CUSTOMER CARE REPRESENTATIVE FOR PRICING AND AVAILABILITY OF OTHER CONFIGURATIONS



Ingredient Bins

## BIN CONFIGURATION CHART

TABLE LENGTH	4'	5'	6'	8'	10'	12'	14'
Maximum Bin Quantities	2	3	4	5	7	9	10

## CONFIGURATIONS

DESCRIPTION	MODEL	PRICE
<b>STANDARD BIN</b>		
Ingredient bin – (1) compartment, packaged 1 to a carton	<b>INGBIN-1CMPT1</b>	\$1,200.00
Ingredient bin – (1) compartment, packaged 2 to a carton	<b>INGBIN-1CMPT2</b>	\$2,400.00
Ingredient bin – (1) compartment, packaged 3 to a carton	<b>INGBIN-1CMPT3</b>	\$3,600.00
Ingredient bin – (1) compartment, packaged 4 to a carton	<b>INGBIN-1CMPT4</b>	\$4,800.00
<b>DIVIDED BINS (WILL NOT NEST)</b>		
Ingredient bin – (2) compartment	<b>INGBIN-2COMPT</b>	\$1,470.00
Ingredient bin – (3) compartment	<b>INGBIN-3COMPT</b>	\$1,808.00
Replacement lid	<b>INGBIN-LIDRPL</b>	\$236.00

# WATER METERS

## WM600 SERIES

### STANDARD FEATURES

- Flexible, easy to use
- Digital control panel
  - English or metric
  - Temp range 32°F - 125°F (0°C - 52°C)
  - Weight range — up to 1,000 lbs or 462 liters
- Dispensing hose with hook and temperature probe included
- Stainless steel casing
- Wall mount bracket and hardware included
- Anti Microbial hose material
- Testflow discharge and cold water input may be connected to an external water chiller.

CONTACT YOUR HOBART CUSTOMER CARE REPRESENTATIVE FOR PRICING AND AVAILABILITY OF OTHER CONFIGURATIONS



**WM600 Water Meter**

### CONFIGURATIONS – SHIPPING WEIGHTS ARE ESTIMATED

DESCRIPTION	MODEL	PRICE
Water meter 120V/60/1	<b>WM600</b>	<b>\$11,587.00</b>
Water meter 230-250V/50-60/1 (UL approved for 60Hz only)	<b>WM600C</b>	<b>\$12,537.00</b>

Start-up must be performed by authorized servicer to initiate warranty

# OVEN RACKS FOR ALL SINGLE RACK OVENS

## STANDARD FOODSERVICE (S/S) RACKS – INCLUDES: 16GA S/S construction, 4" heavy-duty swivel casters with Rulon® wheel bearings & Type B lifter. Ships assembled

DESCRIPTION	CODE	PRICE
<b>SINGLE END LOAD RACKS: 20.4"W X 26.0"D X 69.8"H</b>		
Stainless steel SINGLE END LOAD rack for SINGLE RACK OVEN – 10 Slides (6" spacing)	<b>BSRSB-10__</b>	\$2,108.00
Stainless steel SINGLE END LOAD rack for SINGLE RACK OVEN – 12 Slides (5" spacing)	<b>BSRSB-12__</b>	\$2,215.00
Stainless steel SINGLE END LOAD rack for SINGLE RACK OVEN – 15 Slides (4" spacing)	<b>BSRSB-15__</b>	\$2,342.00
Stainless steel SINGLE END LOAD rack for SINGLE RACK OVEN – 20 Slides (3" spacing)	<b>BSRSB-20__</b>	\$2,546.00
<b>SINGLE SIDE LOAD RACKS: 28.4"W X 18.0"D X 69.8"H</b>		
Stainless steel SINGLE SIDE LOAD rack for SINGLE RACK OVEN – 10 Slides (6" spacing)	<b>BSSRSB-10__</b>	\$1,881.00
Stainless steel SINGLE SIDE LOAD rack for SINGLE RACK OVEN – 12 Slides (5" spacing)	<b>BSSRSB-12__</b>	\$1,949.00
Stainless steel SINGLE SIDE LOAD rack for SINGLE RACK OVEN – 15 Slides (4" spacing)	<b>BSSRSB-15__</b>	\$2,051.00
Stainless steel SINGLE SIDE LOAD rack for SINGLE RACK OVEN – 20 Slides (3" spacing)	<b>BSSRSB-20__</b>	\$2,183.00
Shipped assembled & fully welded for prisons	<b>_____ -_W</b>	\$243.00
Set of replacement HEAVY DUTY casters for foodservice (s/s) racks	<b>CASTER-4RPL</b>	\$598.00

## STANDARD FOOD RETAIL (S/S) RACKS – INCLUDES: 1" S/S tube construction, 4" swivel casters & Type B lifter. Ships assembled

DESCRIPTION	CODE	PRICE
<b>SINGLE END LOAD RACKS: 20.5"W X 26.0"D X 69.8"H</b>		
Stainless steel SINGLE END LOAD rack for SINGLE RACK OVEN – 10 Slides (6" spacing)	<b>BXSFS-10B1</b>	\$1,382.00
Stainless steel SINGLE END LOAD rack for SINGLE RACK OVEN – 12 Slides (5" spacing)	<b>BXSFS-12B1</b>	\$1,464.00
Stainless steel SINGLE END LOAD rack for SINGLE RACK OVEN – 15 Slides (4" spacing)	<b>BXSFS-15B1</b>	\$1,545.00
Stainless steel SINGLE END LOAD rack for SINGLE RACK OVEN – 20 Slides (3" spacing)	<b>BXSFS-20B1</b>	\$1,687.00
<b>SINGLE SIDE LOAD RACKS: 28.5"W X 18.0"D X 69.8"H</b>		
Stainless steel SINGLE SIDE LOAD rack for SINGLE RACK OVEN – 10 Slides (6" spacing)	<b>BXSSS-10B1</b>	\$1,426.00
Stainless steel SINGLE SIDE LOAD rack for SINGLE RACK OVEN – 12 Slides (5" spacing)	<b>BXSSS-12B1</b>	\$1,464.00
Stainless steel SINGLE SIDE LOAD rack for SINGLE RACK OVEN – 15 Slides (4" spacing)	<b>BXSSS-15B1</b>	\$1,545.00
Stainless steel SINGLE SIDE LOAD rack for SINGLE RACK OVEN – 20 Slides (3" spacing)	<b>BXSSS-20B1</b>	\$1,752.00
Heavy duty caster upgrade for BX series racks	<b>CASTER-HITEMP</b>	\$235.00

## STANDARD ALUMINUM RACKS – INCLUDES: 1" tube construction, 4" swivel casters & Type B lifter. Ships assembled

DESCRIPTION	CODE	PRICE
<b>SINGLE END LOAD RACKS: 20.5"W X 26.0"D X 69.8"H</b>		
Aluminum SINGLE END LOAD rack for SINGLE RACK OVEN – 10 Slides (6" spacing)	<b>BXSFA-10B1</b>	\$1,271.00
Aluminum SINGLE END LOAD rack for SINGLE RACK OVEN – 12 Slides (5" spacing)	<b>BXSFA-12B1</b>	\$1,286.00
Aluminum SINGLE END LOAD rack for SINGLE RACK OVEN – 15 Slides (4" spacing)	<b>BXSFA-15B1</b>	\$1,322.00
Aluminum SINGLE END LOAD rack for SINGLE RACK OVEN – 20 Slides (3" spacing)	<b>BXSFA-20B1</b>	\$1,522.00
<b>SINGLE SIDE LOAD RACKS: 28.5"W X 18.0"D X 69.8"H</b>		
Aluminum SINGLE SIDE LOAD rack for SINGLE RACK OVEN – 10 Slides (6" spacing)	<b>BXSSA-10B1</b>	\$1,361.00
Aluminum SINGLE SIDE LOAD rack for SINGLE RACK OVEN – 12 Slides (5" spacing)	<b>BXSSA-12B1</b>	\$1,522.00
Aluminum SINGLE SIDE LOAD rack for SINGLE RACK OVEN – 15 Slides (4" spacing)	<b>BXSSA-15B1</b>	\$1,634.00
Aluminum SINGLE SIDE LOAD rack for SINGLE RACK OVEN – 20 Slides (3" spacing)	<b>BXSSA-20B1</b>	\$1,751.00
Heavy duty caster upgrade for BX series racks	<b>CASTER-HITEMP</b>	\$235.00

**Note:** Racks are not returnable.

# OVEN RACKS FOR ALL DOUBLE RACK OVENS

## FOODSERVICE (S/S) RACKS – INCLUDES: 16GA S/S construction, 4" heavy-duty swivel casters with Rulon® wheel bearings & Type B lifter. Ships assembled

DESCRIPTION	CODE	PRICE
<b>SINGLE END LOAD RACKS: 20.4"W X 26.0"D X 69.8"H</b>		
Stainless steel SINGLE END LOAD rack for DOUBLE RACK OVEN – 10 Slides (6" spacing)	<b>BDSRSB-10</b>	\$2,027.00
Stainless steel SINGLE END LOAD rack for DOUBLE RACK OVEN – 12 Slides (5" spacing)	<b>BDSRSB-12</b>	\$2,116.00
Stainless steel SINGLE END LOAD rack for DOUBLE RACK OVEN – 15 Slides (4" spacing)	<b>BDSRSB-15</b>	\$2,350.00
Stainless steel SINGLE END LOAD rack for DOUBLE RACK OVEN – 20 Slides (3" spacing)	<b>BDSRSB-20</b>	\$2,582.00
<b>SINGLE SIDE LOAD RACKS: 28.4"W X 18.0"D X 69.8"H</b>		
Stainless steel SINGLE SIDE LOAD rack for DOUBLE RACK OVEN – 10 Slides (6" spacing)	<b>BDSSRSB-10</b>	\$1,819.00
Stainless steel SINGLE SIDE LOAD rack for DOUBLE RACK OVEN – 12 Slides (5" spacing)	<b>BDSSRSB-12</b>	\$1,915.00
Stainless steel SINGLE SIDE LOAD rack for DOUBLE RACK OVEN – 15 Slides (4" spacing)	<b>BDSSRSB-15</b>	\$1,987.00
Stainless steel SINGLE SIDE LOAD rack for DOUBLE RACK OVEN – 20 Slides (3" spacing)	<b>BDSSRSB-20</b>	\$2,118.00
<b>DOUBLE SIDE LOAD RACKS: 28.4"W X 36.0"D X 69.8"H</b>		
Stainless steel DOUBLE SIDE LOAD rack for DOUBLE RACK OVEN – 10 Slides (6" spacing)	<b>BDRSB-10</b>	\$2,337.00
Stainless steel DOUBLE SIDE LOAD rack for DOUBLE RACK OVEN – 12 Slides (5" spacing)	<b>BDRSB-12</b>	\$2,439.00
Stainless steel DOUBLE SIDE LOAD rack for DOUBLE RACK OVEN – 15 Slides (4" spacing)	<b>BDRSB-15</b>	\$2,695.00
Stainless steel DOUBLE SIDE LOAD rack for DOUBLE RACK OVEN – 20 Slides (3" spacing)	<b>BDRSB-20</b>	\$2,936.00
Shipped assembled & fully welded for prisons	<b>- W</b>	\$243.00
Set of replacement HEAVY DUTY casters for foodservice (s/s) racks	<b>CASTER-4RPL</b>	\$598.00

## FOOD RETAIL (S/S) RACKS – INCLUDES: 1" S/S tube construction, 4" swivel casters & Type B lifter. Ships assembled

DESCRIPTION	CODE	PRICE
<b>SINGLE END LOAD RACKS: 20.5"W X 26.0"D X 69.8"H</b>		
Stainless steel SINGLE END LOAD rack for DOUBLE RACK OVEN – 10 Slides (6" spacing)	<b>BXSFS-10B2</b>	\$1,415.00
Stainless steel SINGLE END LOAD rack for DOUBLE RACK OVEN – 12 Slides (5" spacing)	<b>BXSFS-12B2</b>	\$1,476.00
Stainless steel SINGLE END LOAD rack for DOUBLE RACK OVEN – 15 Slides (4" spacing)	<b>BXSFS-15B2</b>	\$1,557.00
Stainless steel SINGLE END LOAD rack for DOUBLE RACK OVEN – 20 Slides (3" spacing)	<b>BXSFS-20B2</b>	\$1,698.00
<b>SINGLE SIDE LOAD RACKS: 28.5"W X 18.0"D X 69.8"H</b>		
Stainless steel SINGLE SIDE LOAD rack for DOUBLE RACK OVEN – 10 Slides (6" spacing)	<b>BXSSS-10B2</b>	\$1,463.00
Stainless steel SINGLE SIDE LOAD rack for DOUBLE RACK OVEN – 12 Slides (5" spacing)	<b>BXSSS-12B2</b>	\$1,512.00
Stainless steel SINGLE SIDE LOAD rack for DOUBLE RACK OVEN – 15 Slides (4" spacing)	<b>BXSSS-15B2</b>	\$1,594.00
Stainless steel SINGLE SIDE LOAD rack for DOUBLE RACK OVEN – 20 Slides (3" spacing)	<b>BXSSS-20B2</b>	\$1,738.00
<b>DOUBLE SIDE LOAD RACKS: 28.5"W X 36.0"D X 69.8"H</b>		
Stainless steel DOUBLE SIDE LOAD rack for DOUBLE RACK OVEN – 10 Slides (6" spacing)	<b>BXDSS-10B2</b>	\$1,964.00
Stainless steel DOUBLE SIDE LOAD rack for DOUBLE RACK OVEN – 12 Slides (5" spacing)	<b>BXDSS-12B2</b>	\$2,026.00
Stainless steel DOUBLE SIDE LOAD rack for DOUBLE RACK OVEN – 15 Slides (4" spacing)	<b>BXDSS-15B2</b>	\$2,108.00
Stainless steel DOUBLE SIDE LOAD rack for DOUBLE RACK OVEN – 20 Slides (3" spacing)	<b>BXDSS-20B2</b>	\$2,251.00
Heavy duty caster upgrade for BX series racks	<b>CASTER-HITEMP</b>	\$235.00

## ALUMINUM RACKS – INCLUDES: 1" tube construction, 4" swivel casters & Type B lifter. Ships assembled

DESCRIPTION	CODE	PRICE
<b>SINGLE END LOAD RACKS: 20.5"W X 26.0"D X 69.8"H</b>		
Aluminum SINGLE END LOAD rack for DOUBLE RACK OVEN – 10 Slides (6" spacing)	<b>BXSFA-10B2</b>	\$1,271.00
Aluminum SINGLE END LOAD rack for DOUBLE RACK OVEN – 12 Slides (5" spacing)	<b>BXSFA-12B2</b>	\$1,383.00
Aluminum SINGLE END LOAD rack for DOUBLE RACK OVEN – 15 Slides (4" spacing)	<b>BXSFA-15B2</b>	\$1,426.00
Aluminum SINGLE END LOAD rack for DOUBLE RACK OVEN – 20 Slides (3" spacing)	<b>BXSFA-20B2</b>	\$1,791.00
<b>SINGLE SIDE LOAD RACKS: 28.5"W X 18.0"D X 69.8"H</b>		
Aluminum SINGLE SIDE LOAD rack for DOUBLE RACK OVEN – 10 Slides (6" spacing)	<b>BXSSA-10B2</b>	\$1,271.00
Aluminum SINGLE SIDE LOAD rack for DOUBLE RACK OVEN – 12 Slides (5" spacing)	<b>BXSSA-12B2</b>	\$1,286.00
Aluminum SINGLE SIDE LOAD rack for DOUBLE RACK OVEN – 15 Slides (4" spacing)	<b>BXSSA-15B2</b>	\$1,327.00
Aluminum SINGLE SIDE LOAD rack for DOUBLE RACK OVEN – 20 Slides (3" spacing)	<b>BXSSA-20B2</b>	\$1,522.00
<b>DOUBLE SIDE LOAD RACKS: 29.0"W X 36.0"D X 69.8"H</b>		
Aluminum DOUBLE SIDE LOAD rack for DOUBLE RACK OVEN – 10 Slides (6" spacing)	<b>BXDASA-10B2</b>	\$1,662.00
Aluminum DOUBLE SIDE LOAD rack for DOUBLE RACK OVEN – 12 Slides (5" spacing)	<b>BXDASA-12B2</b>	\$1,760.00
Aluminum DOUBLE SIDE LOAD rack for DOUBLE RACK OVEN – 15 Slides (4" spacing)	<b>BXDASA-15B2</b>	\$1,860.00
Aluminum DOUBLE SIDE LOAD rack for DOUBLE RACK OVEN – 20 Slides (3" spacing)	<b>BXDASA-20B2</b>	\$2,065.00
Heavy duty caster upgrade for BX series racks	<b>CASTER-HITEMP</b>	\$235.00

**Note:** Racks are not returnable.







---

19220 State Route 162 East,  
Orting, WA 98360

888 350-7090

[www.baxtermfg.com](http://www.baxtermfg.com)